



# HOOSIERS BY THE NUMBERS

Your premier source for labor market information for Indiana.



## INDUSTRY SECTOR SNAPSHOT

### Economic Growth Region 10

Quarter 2 2022

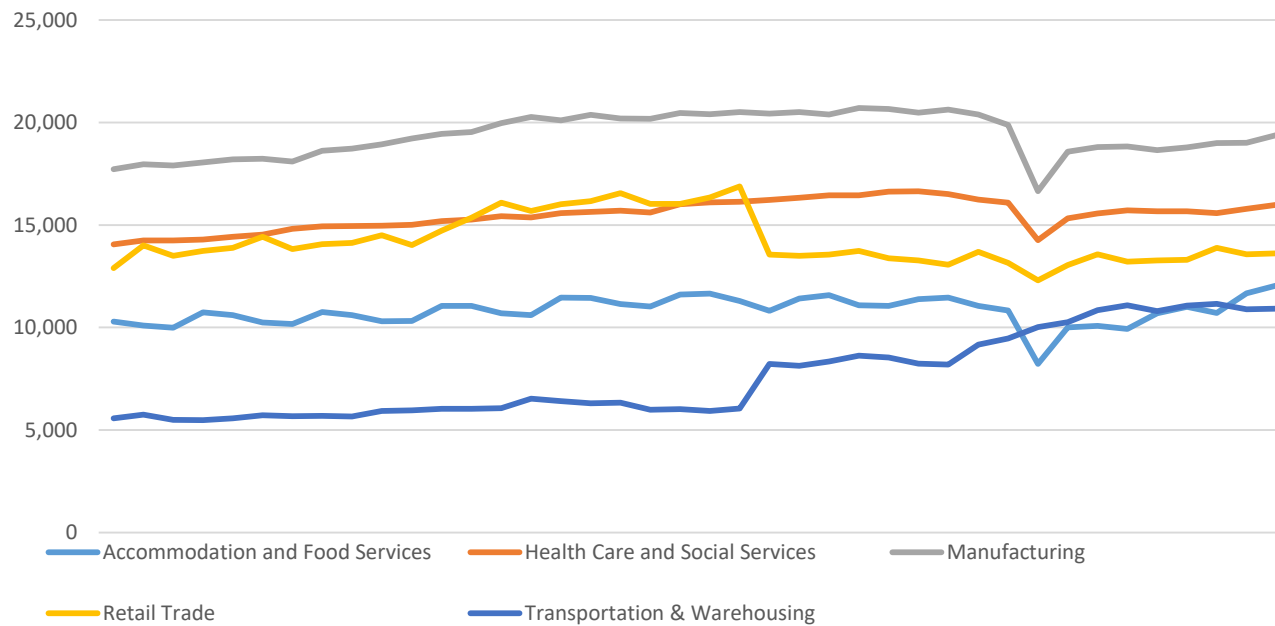
Clark, Crawford, Floyd, Harrison, Scott, and Washington Counties

Industry	Jobs	Previous Year	Establishments	Previous Year	Average Weekly Wage	Previous Year
<b>Total</b>	<b>113,680</b>	<b>↑ 3.46%</b>	<b>6,186</b>	<b>↑ 4.00%</b>	<b>\$925</b>	<b>↑ 8.31%</b>
Accommodation and Food Services	12,049	↑ 12.59%	545	↑ 2.64%	\$430	↑ 14.97%
Admin. & Support & Waste Mgt. & Rem. Services*	5,767	↑ 16.98%	346	↑ 13.44%	\$907	↑ 3.89%
Agriculture, Forestry, Fishing and Hunting*	167	↓ -13.92%	51	↓ -10.53%	\$650	↑ 1.72%
Arts, Entertainment, and Recreation*	1,108	↓ -42.95%	75	○ 0.00%	\$760	↑ 9.67%
Construction	5,893	↑ 7.83%	644	↑ 1.10%	\$1,046	↑ 4.39%
Educational Services*	7,059	↑ 0.04%	116	↑ 0.87%	\$848	↑ 5.08%
Finance and Insurance	3,599	↑ 6.23%	397	↑ 3.93%	\$1,214	↑ 1.59%
Health Care and Social Services	15,982	↑ 1.96%	659	↑ 3.29%	\$1,057	↑ 10.91%
Information*	624	↑ 6.67%	70	↑ 7.69%	\$918	↑ 6.00%
Management of Companies and Enterprises*	439	↑ 19.62%	32	↑ 6.67%	\$2,329	↑ 50.26%
Manufacturing*	19,383	↑ 3.91%	378	↑ 5.00%	\$1,093	↑ 9.52%
Mining*	198	↑ 12.50%	16	○ 0.00%	\$1,300	↓ -1.29%
Other Services (Except Public Administration)	2,657	↑ 5.65%	395	↑ 0.25%	\$719	↑ 3.01%
Professional, Scientific, and Technical Services	3,307	↑ 9.29%	584	↑ 14.96%	\$1,217	↑ 13.84%
Public Administration	5,280	↓ -7.24%	143	↓ -5.30%	\$923	↑ 6.09%
Real Estate and Rental and Leasing*	1,053	↑ 13.84%	268	↑ 1.13%	\$930	↑ 8.14%
Retail Trade	13,620	↑ 2.66%	796	↑ 0.25%	\$654	↑ 4.81%
Transportation & Warehousing	10,914	↑ 1.08%	296	↑ 5.34%	\$1,036	↑ 10.21%
Utilities*	448	↑ 3.23%	39	↑ 8.33%	\$1,594	↓ -2.80%
Wholesale Trade	3,201	↑ 5.68%	335	↑ 8.77%	\$1,204	↑ 10.66%

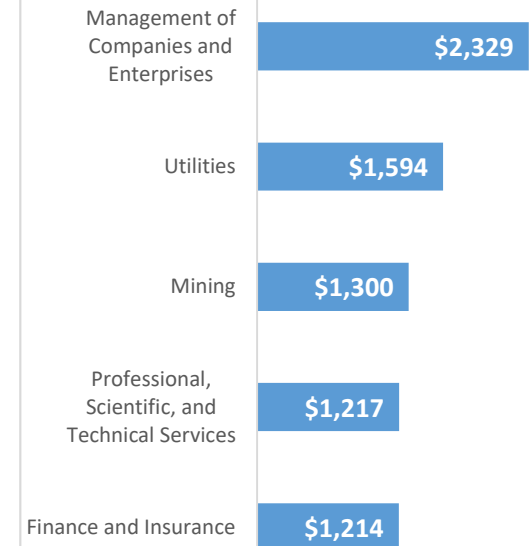
\* These industries exclude county data (jobs and wages) that are not available due to non-disclosure requirements.

D = This item is not available due to non-disclosure requirements.  
Indiana Department of Workforce Development

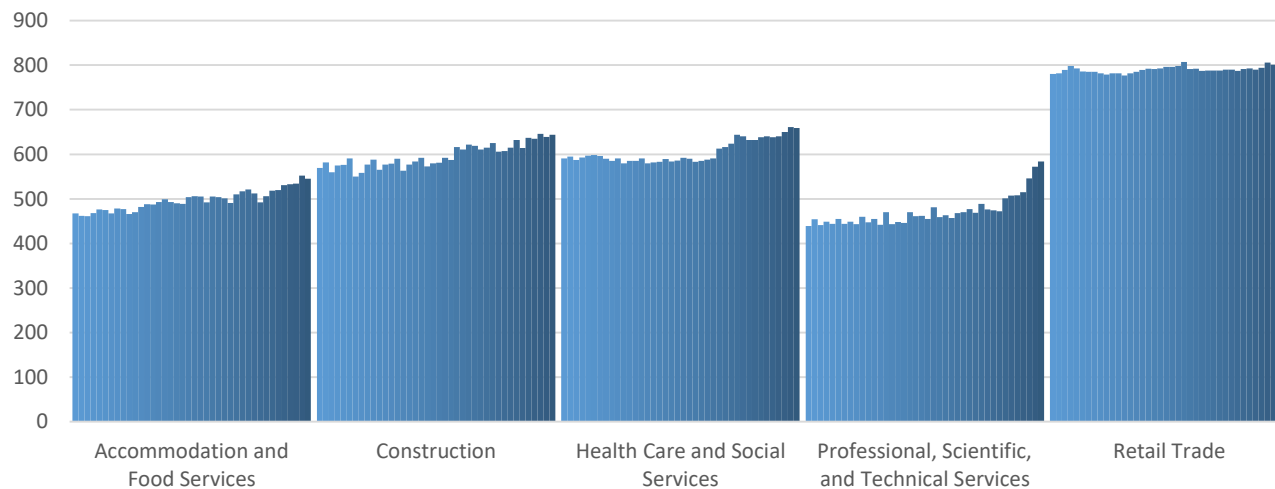
Top 5 Largest Industries by Jobs (past 10 years)



Top 5 Paying Industries by Average Weekly Wage



Top 5 Largest Industries by Establishments (past 10 years)



Source:

*Quarterly Census of Employment and Wages,  
Indiana Dept. of Workforce Development*

For more information, contact:

**Jillian A Gregory**

Regional Workforce Analyst

812-270-9476

[jgregory@dwd.in.gov](mailto:jgregory@dwd.in.gov)

