

INDUSTRY SECTOR SNAPSHOT

Economic Growth Region 10

Quarter 1 2022

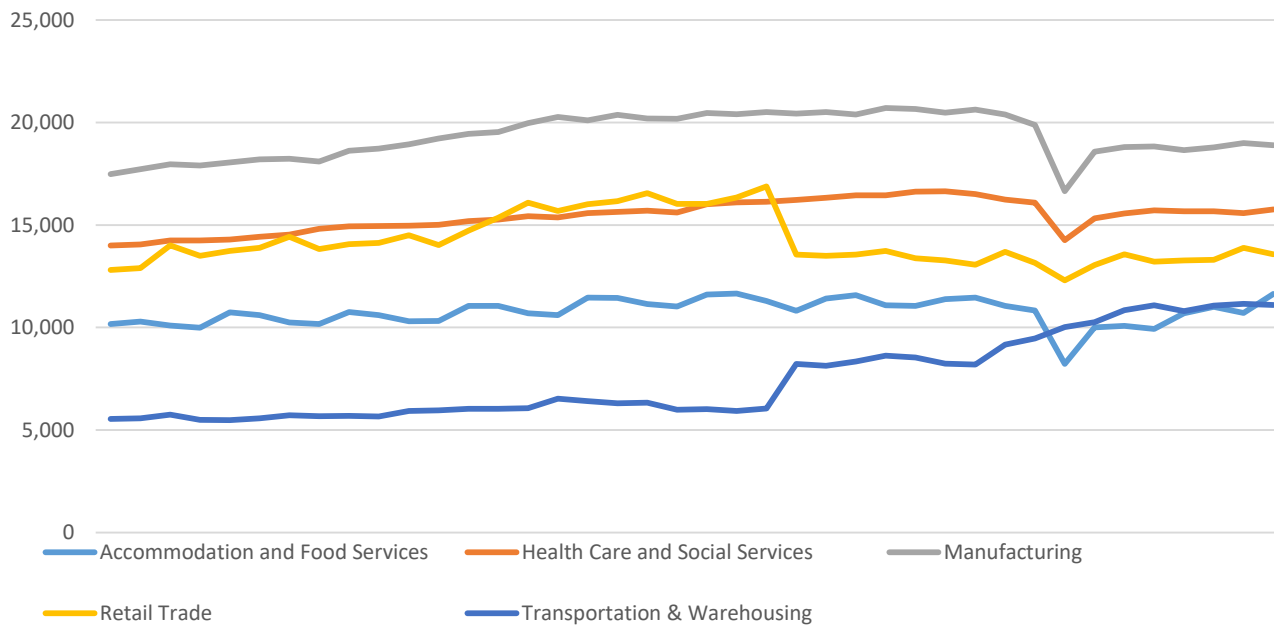
Clark, Crawford, Floyd, Harrison, Scott, and Washington Counties

Industry	Jobs	Previous Year	Establishments	Previous Year	Average Weekly Wage	Previous Year
Total	111,352	↑ 2.74%	6,116	↑ 4.37%	\$909	↑ 8.99%
Accommodation and Food Services	11,635	↑ 17.10%	549	↑ 5.58%	\$425	↑ 28.79%
Admin. & Support & Waste Mgt. & Rem. Services*	5,621	↑ 18.49%	325	↑ 13.24%	\$948	↑ 6.64%
Agriculture, Forestry, Fishing and Hunting*	185	↓ -1.60%	53	↓ -5.36%	\$628	↑ 4.67%
Arts, Entertainment, and Recreation*	826	↑ 40.96%	71	↓ -1.39%	\$850	↑ 119.07%
Construction	5,273	↑ 6.83%	638	↑ 3.91%	\$909	↑ 3.30%
Educational Services*	7,271	↑ 2.02%	117	↑ 3.54%	\$834	↑ 1.21%
Finance and Insurance	3,549	↑ 6.19%	390	↑ 3.17%	\$1,384	↑ 10.19%
Health Care and Social Services	15,765	↑ 0.32%	661	↑ 3.28%	\$1,019	↑ 14.62%
Information*	637	↑ 10.21%	69	↑ 6.15%	\$914	↑ 4.94%
Management of Companies and Enterprises*	433	↑ 21.97%	33	↑ 6.45%	\$1,429	↓ -10.91%
Manufacturing*	18,886	↑ 0.29%	368	↑ 3.37%	\$1,102	↑ 2.13%
Mining*	173	↑ 20.14%	15	↓ -11.76%	\$1,226	↑ 9.17%
Other Services (Except Public Administration)	2,566	↑ 2.72%	395	↑ 0.77%	\$681	↑ 5.42%
Professional, Scientific, and Technical Services	3,225	↑ 4.23%	568	↑ 12.03%	\$1,087	↑ 10.02%
Public Administration	5,138	↓ -9.27%	142	↓ -2.74%	\$911	↑ 6.30%
Real Estate and Rental and Leasing*	1,020	↑ 5.59%	267	↑ 0.75%	\$906	↑ 11.85%
Retail Trade	13,574	↑ 2.70%	789	↓ -0.13%	\$655	↑ 16.76%
Transportation & Warehousing	11,096	↑ 0.10%	299	↑ 10.33%	\$986	↑ 17.38%
Utilities*	434	↓ -3.98%	38	↑ 5.56%	\$1,892	↑ 8.99%
Wholesale Trade	3,158	↑ 8.45%	329	↑ 8.58%	\$1,236	↑ 12.88%

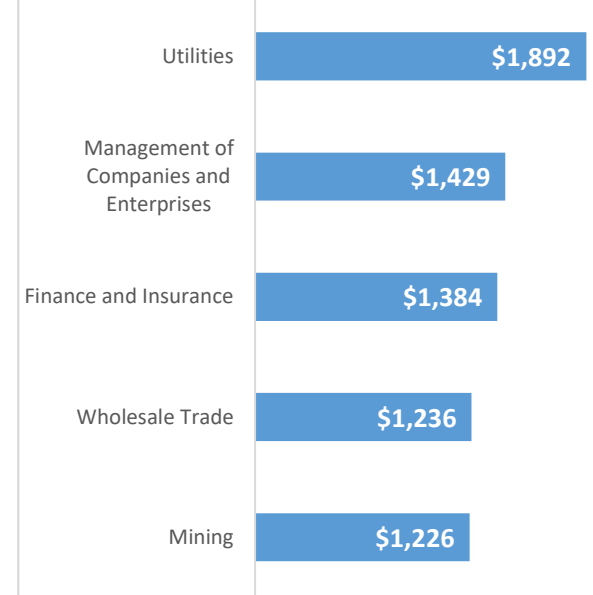
* These industries exclude county data (jobs and wages) that are not available due to non-disclosure requirements.

D = This item is not available due to non-disclosure requirements.
Indiana Department of Workforce Development

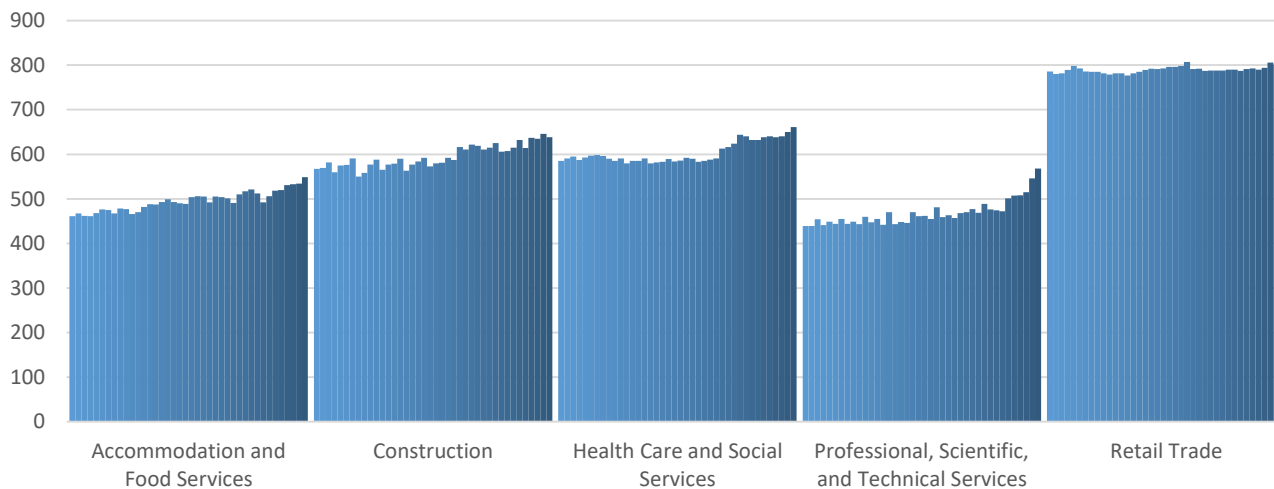
Top 5 Largest Industries by Jobs (past 10 years)



Top 5 Paying Industries by Average Weekly Wage



Top 5 Largest Industries by Establishments (past 10 years)



Source:

Quarterly Census of Employment and Wages,
Indiana Dept. of Workforce Development

For more information, contact:

Jillian A Gregory
Regional Workforce Analyst
812-270-9476

jgregory@dwd.in.gov



INDIANA DEPARTMENT OF
WORKFORCE
DEVELOPMENT