



INDUSTRY SECTOR SNAPSHOT

Quarter 3 2021

Economic Growth Region 10

Clark, Crawford, Floyd, Harrison, Scott, and Washington Counties

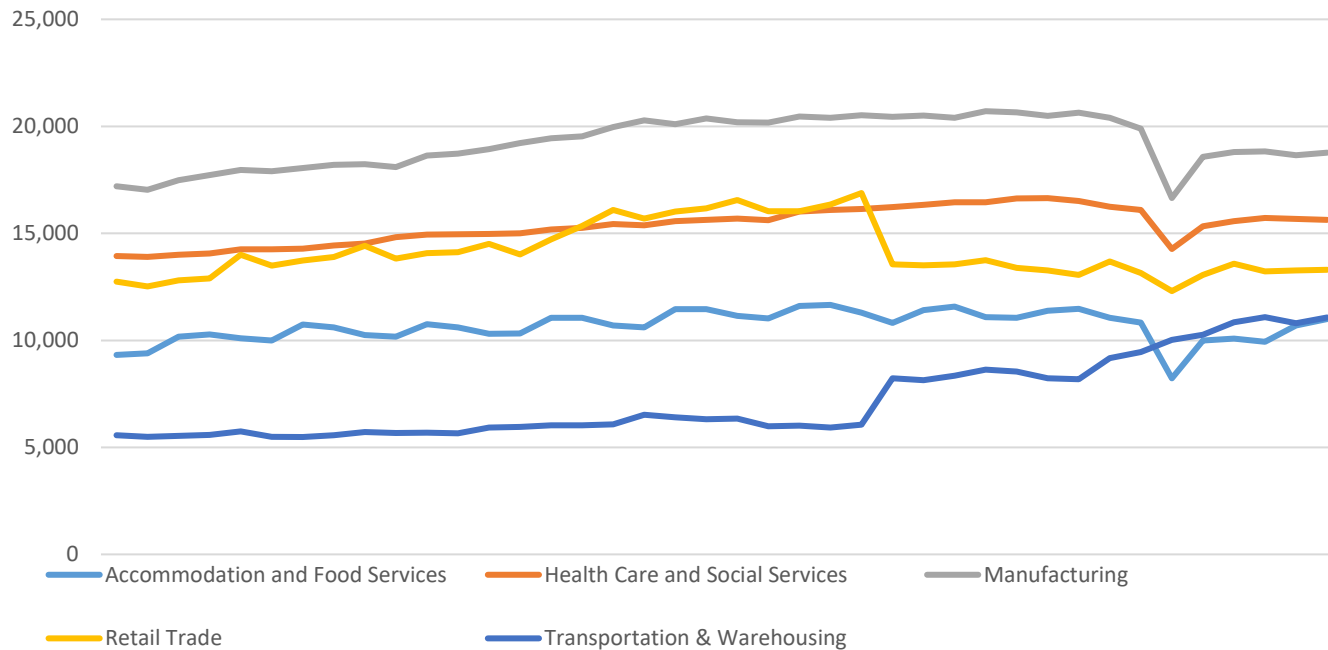
Industry	Jobs	Previous Year	Establishments	Previous Year	Average Weekly Wage	Previous Year
Total	110,471	↑ 2.59%	5,975	↑ 3.37%	\$891	↑ 6.45%
Accommodation and Food Services	10,993	↑ 9.94%	534	↑ 5.53%	\$385	↑ 12.57%
Admin. & Support & Waste Mgt. & Rem. Services	5,178	↑ 12.59%	310	↑ 13.14%	\$853	↑ 0.35%
Agriculture, Forestry, Fishing and Hunting*	201	↑ 8.06%	58	↑ 1.75%	\$627	↑ 2.12%
Arts, Entertainment, and Recreation*	1,918	↑ 148.45%	74	○ 0.00%	\$678	↑ 128.28%
Construction	5,596	↑ 4.44%	641	↑ 4.23%	\$1,033	↑ 3.61%
Educational Services*	6,625	↑ 0.42%	115	↑ 1.77%	\$824	↑ 0.12%
Finance and Insurance	3,490	↑ 3.38%	384	↑ 0.79%	\$1,164	↑ 8.38%
Health Care and Social Services	15,636	↑ 2.04%	635	↑ 0.47%	\$983	↑ 6.62%
Information*	607	↑ 3.76%	68	↑ 9.68%	\$910	↑ 1.11%
Management of Companies and Enterprises*	364	↑ 4.90%	30	↑ 3.45%	\$1,752	↓ -24.38%
Manufacturing*	18,773	↑ 1.07%	363	↑ 1.11%	\$1,113	↑ 6.92%
Mining*	182	↓ -2.67%	16	↓ -11.11%	\$1,230	↑ 12.02%
Other Services (Except Public Administration)	2,499	↑ 3.35%	389	↑ 0.52%	\$730	↑ 11.79%
Professional, Scientific, and Technical Services	2,913	↓ -0.21%	510	↑ 8.05%	\$1,127	↑ 5.92%
Public Administration	5,669	↓ -15.06%	150	↓ -2.60%	\$861	↑ 3.86%
Real Estate and Rental and Leasing*	952	↓ -8.11%	265	↑ 4.33%	\$893	↑ 10.38%
Retail Trade	13,302	↑ 1.89%	803	↑ 1.52%	\$652	↑ 16.43%
Transportation & Warehousing	11,072	↑ 7.88%	284	↑ 6.77%	\$955	↑ 6.70%
Utilities*	429	↓ -3.16%	37	↑ 5.71%	\$1,732	↑ 8.39%
Wholesale Trade	3,014	↑ 4.44%	309	↑ 2.66%	\$1,237	↑ 16.70%

* These industries exclude county data (jobs and wages) that are not available due to non-disclosure requirements.

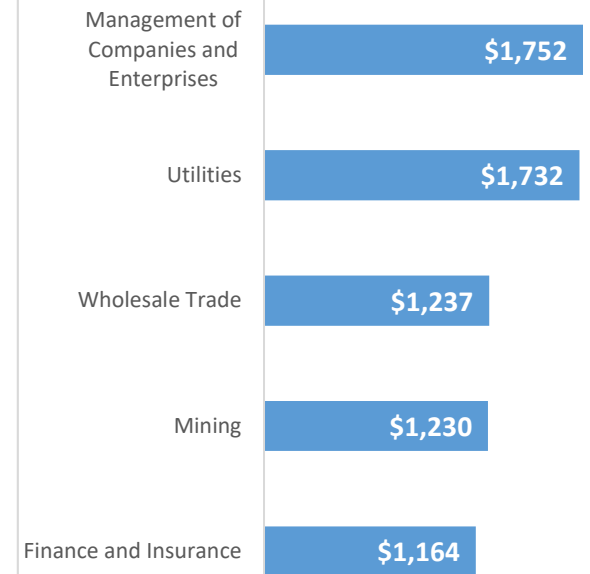
D = This item is not available due to non-disclosure requirements.

Indiana Department of Workforce Development

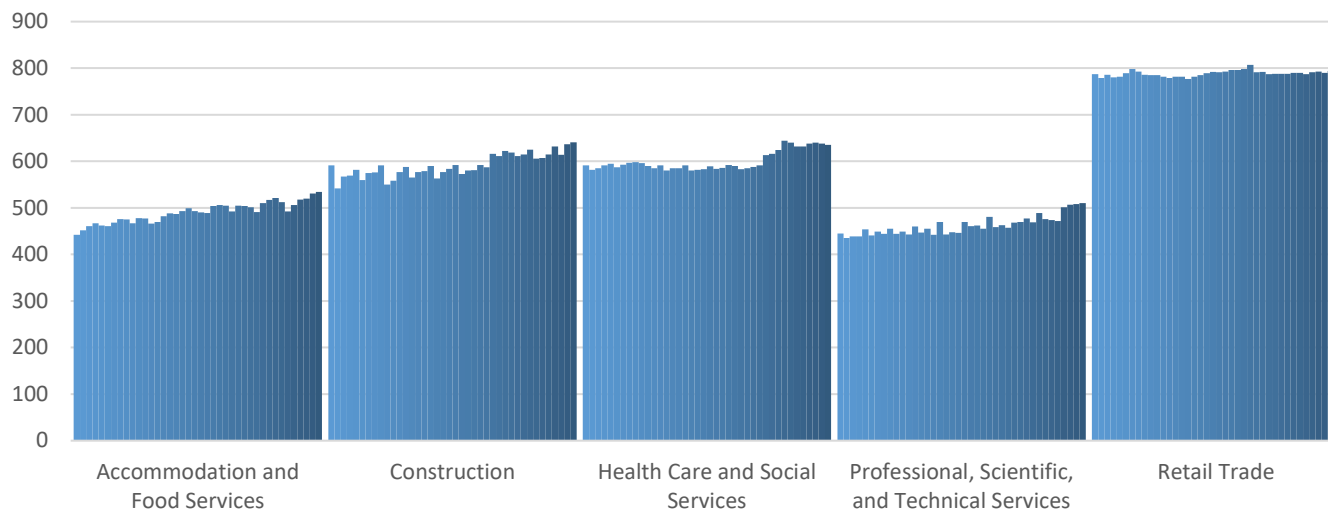
Top 5 Largest Industries by Jobs (past 10 years)



Top 5 Paying Industries by Average Weekly Wage



Top 5 Largest Industries by Establishments (past 10 years)



Source:

*Quarterly Census of Employment and Wages,
Indiana Dept. of Workforce Development*

For more information, contact:

Jillian A Gregory

Regional Workforce Analyst

812-537-2485

jgregory@dwd.in.gov

