



# HOOSIERS BY THE NUMBERS

Your premier source for labor market information for Indiana.



## INDUSTRY SECTOR SNAPSHOT

### Economic Growth Region 1

Quarter 3 2025

Jasper, Lake, LaPorte, Newton, Porter, Pulaski, and Starke Counties

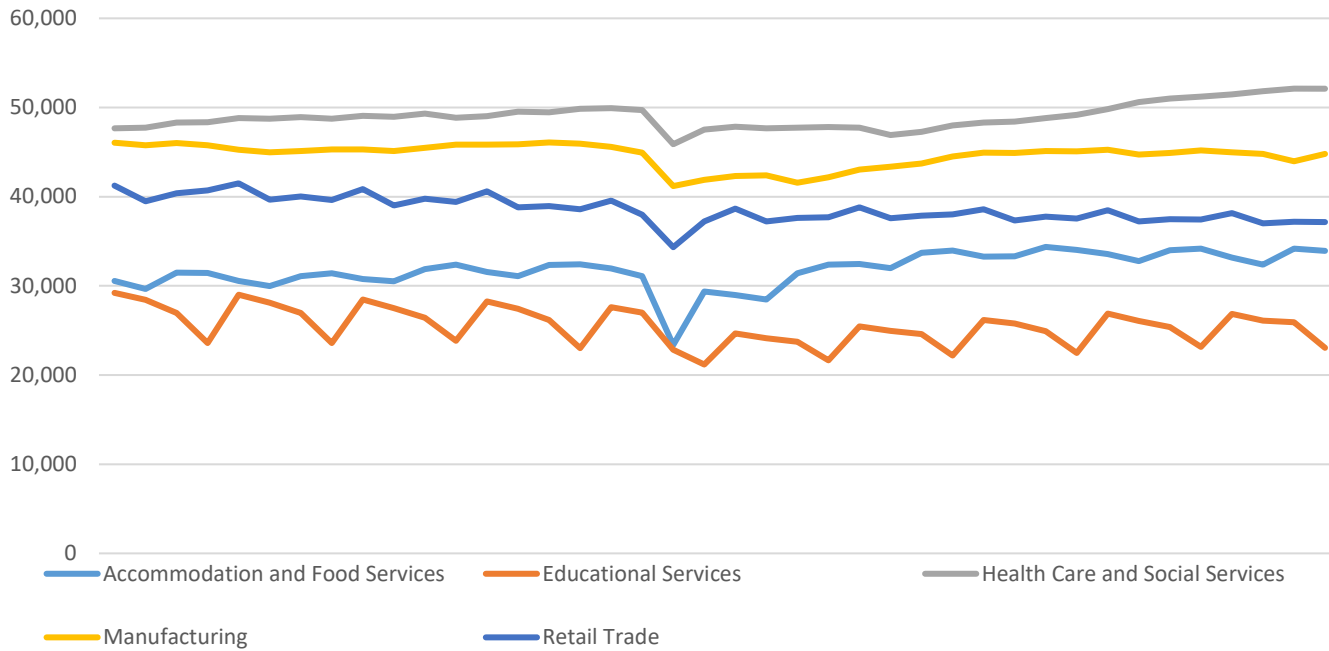
Industry	Jobs	Previous Year	Establishments	Previous Year	Average Weekly Wage	Previous Year
<b>Total</b>	<b>323,196</b>	<b>↑ 0.67%</b>	<b>18,651</b>	<b>↑ 0.94%</b>	<b>\$1,163</b>	<b>↑ 4.96%</b>
Accommodation and Food Services	33,933	↓ -0.68%	1,721	↓ -0.17%	\$460	↑ 3.37%
Admin. & Support & Waste Mgt. & Rem. Services	15,036	↑ 3.72%	994	↑ 1.64%	\$1,021	↑ 8.85%
Agriculture, Forestry, Fishing and Hunting	2,583	↑ 1.41%	188	↓ -1.05%	\$1,087	↑ 2.16%
Arts, Entertainment, and Recreation*	5,294	↓ -3.38%	247	↑ 3.78%	\$640	↑ 5.09%
Construction	21,481	↑ 3.77%	1,658	↓ -0.36%	\$1,700	↑ 9.40%
Educational Services*	23,052	↓ -0.47%	434	↑ 0.70%	\$937	↓ -0.21%
Finance and Insurance	7,348	↑ 0.49%	1,114	↑ 1.64%	\$1,489	↑ 5.83%
Health Care and Social Services	52,109	↑ 1.70%	2,042	↑ 3.81%	\$1,183	↑ 1.28%
Information	2,663	↓ -1.99%	240	↑ 7.62%	\$1,074	↑ 5.50%
Management of Companies and Enterprises*	2,796	↓ -2.17%	111	↑ 6.73%	\$1,885	↑ 7.59%
Manufacturing	44,808	↓ -0.86%	803	↓ -1.59%	\$1,836	↑ 8.64%
Mining*	14	D	16	↑ 14.29%	\$1,554	D
Other Services (Except Public Administration)	12,902	↑ 2.49%	1,570	↑ 1.09%	\$807	○ 0.00%
Professional, Scientific, and Technical Services*	11,945	↓ -2.40%	2,044	↑ 0.59%	\$1,386	↑ 4.29%
Public Administration	15,092	↑ 0.58%	182	↓ -1.09%	\$1,047	↑ 1.36%
Real Estate and Rental and Leasing	3,319	↑ 8.50%	687	↑ 1.03%	\$1,101	↑ 3.09%
Retail Trade	37,168	↓ -0.74%	2,395	↓ -0.04%	\$696	↑ 2.65%
Transportation & Warehousing	15,800	↓ -0.25%	921	↓ -1.92%	\$1,217	↑ 2.96%
Utilities*	801	↓ -19.58%	83	↓ -2.35%	\$2,060	↓ -10.28%
Wholesale Trade	11,632	↓ -0.23%	1,201	↑ 3.27%	\$1,522	↑ 7.71%

\* These industries exclude county data (jobs and wages) that are not available due to non-disclosure requirements.

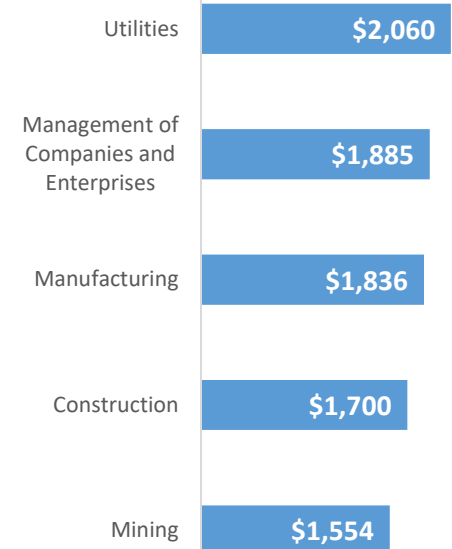
D = This item is not available due to non-disclosure requirements.

Indiana Department of Workforce Development

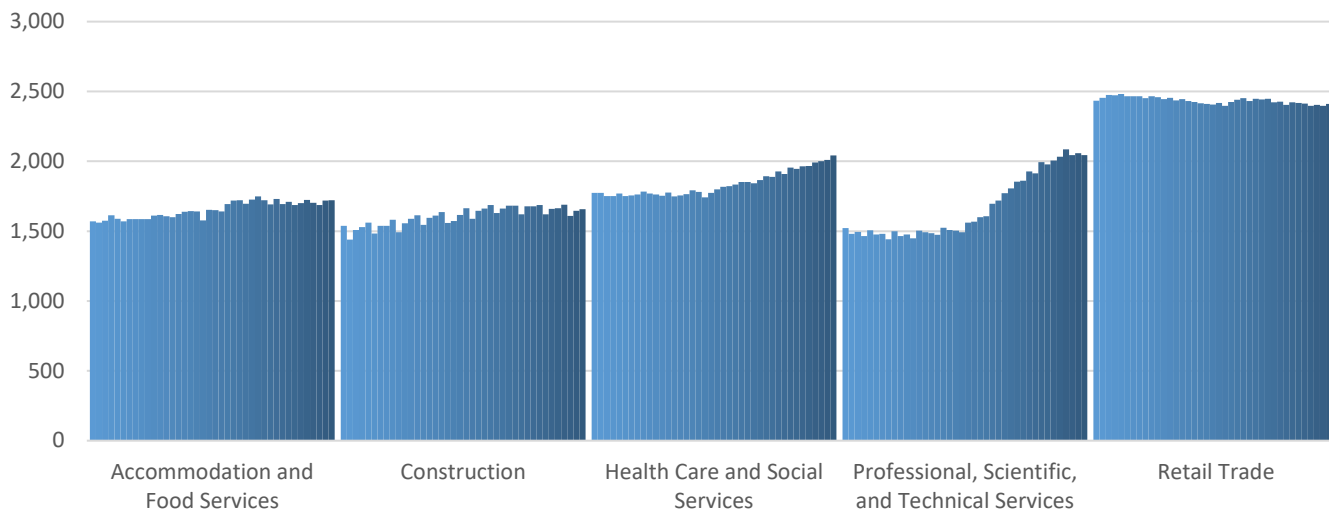
Top 5 Largest Industries by Jobs (past 10 years)



Top 5 Paying Industries by Average Weekly Wage



Top 5 Largest Industries by Establishments (past 10 years)



Source:

Quarterly Census of Employment and Wages,  
Indiana Dept. of Workforce Development

For more information, contact:

**Kathy Jaworski**  
Regional Workforce Analyst  
[kjaworski@dwd.in.gov](mailto:kjaworski@dwd.in.gov)

