



HOOSIERS BY THE NUMBERS

Your premier source for labor market information for Indiana.



INDUSTRY SECTOR SNAPSHOT

Economic Growth Region 1

Quarter 4 2022

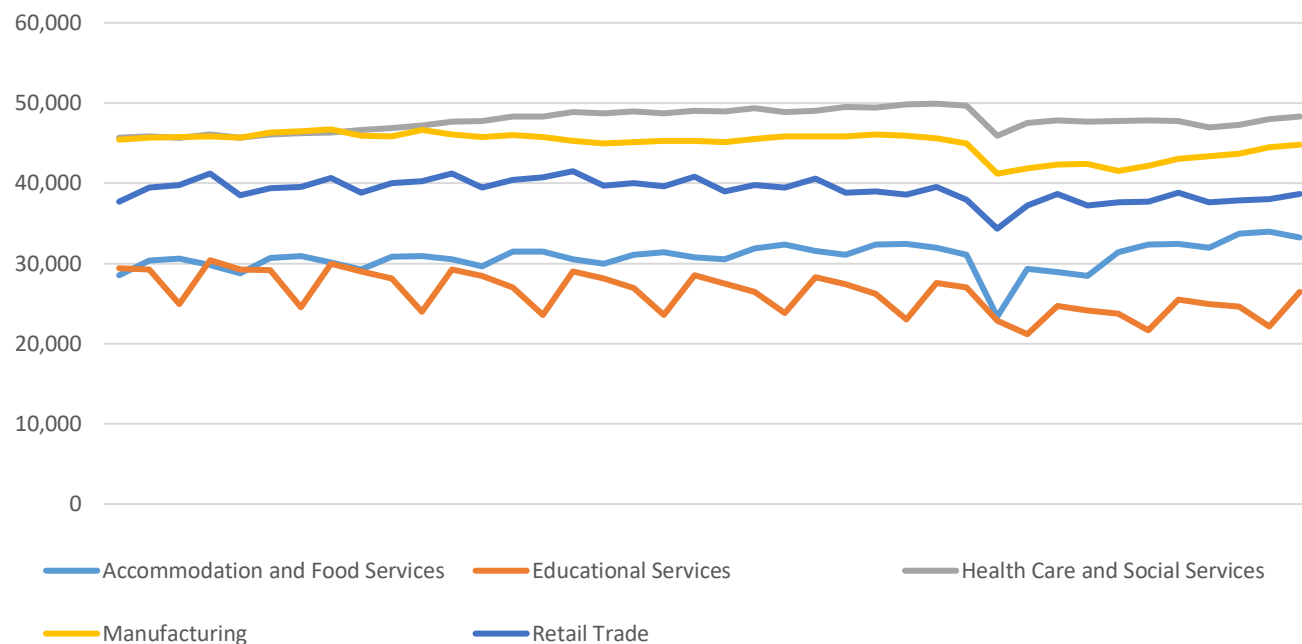
Jasper, Lake, LaPorte, Newton, Porter, Pulaski, and Starke Counties

Industry	Jobs	Previous Year	Establishments	Previous Year	Average Weekly Wage	Previous Year
Total	315,989	↑ 2.30%	18,112	↑ 2.52%	\$1,100	↓ -2.14%
Accommodation and Food Services	33,197	↑ 2.29%	1,717	↓ -0.23%	\$428	↓ -0.23%
Admin. & Support & Waste Mgt. & Rem. Services	15,845	↑ 4.17%	963	↑ 7.12%	\$867	↑ 2.48%
Agriculture, Forestry, Fishing and Hunting*	2,628	↑ 7.31%	195	↑ 7.73%	\$1,117	↑ 13.29%
Arts, Entertainment, and Recreation*	4,853	↓ -0.63%	225	↑ 0.90%	\$677	↑ 0.59%
Construction	19,899	↑ 1.49%	1,686	↓ -0.06%	\$1,627	↑ 0.25%
Educational Services*	26,416	↑ 3.71%	412	↑ 3.52%	\$828	↓ -2.70%
Finance and Insurance	6,962	↓ -0.77%	1,040	↓ -0.29%	\$1,337	↓ -7.98%
Health Care and Social Services	48,326	↑ 1.22%	1,891	↑ 2.11%	\$1,167	↓ -5.35%
Information	2,665	↑ 0.15%	200	↑ 6.95%	\$978	↓ -0.71%
Management of Companies and Enterprises*	2,779	↑ 6.03%	99	↑ 7.61%	\$1,818	↑ 6.57%
Manufacturing	44,815	↑ 4.10%	829	↑ 2.60%	\$1,765	↓ -3.92%
Mining*	104	↓ -7.96%	16	↓ -5.88%	\$1,844	↑ 0.44%
Other Services (Except Public Administration)	11,832	↑ 7.32%	1,526	↑ 0.79%	\$778	↑ 0.52%
Professional, Scientific, and Technical Services	10,656	↑ 7.60%	1,851	↑ 9.07%	\$1,347	↑ 1.89%
Public Administration	13,977	↑ 0.90%	226	↓ -1.74%	\$1,007	↓ -0.69%
Real Estate and Rental and Leasing*	3,145	↑ 2.64%	684	↑ 2.24%	\$1,053	↑ 4.05%
Retail Trade	38,640	↓ -0.40%	2,443	↓ -0.33%	\$682	↓ -0.73%
Transportation & Warehousing	15,134	↑ 0.01%	948	↑ 2.71%	\$1,158	↓ -3.90%
Utilities*	992	↑ 37.02%	89	↑ 36.92%	\$1,965	↓ -3.82%
Wholesale Trade	10,932	↑ 7.06%	1,063	↑ 5.35%	\$1,484	↓ -1.92%

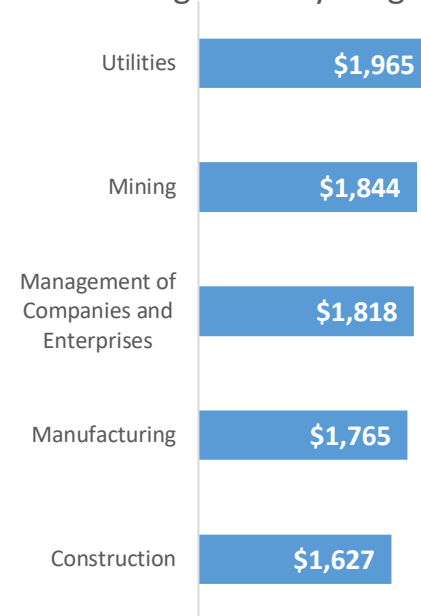
* These industries exclude county data (jobs and wages) that are not available due to non-disclosure requirements.

D = This item is not available due to non-disclosure requirements.

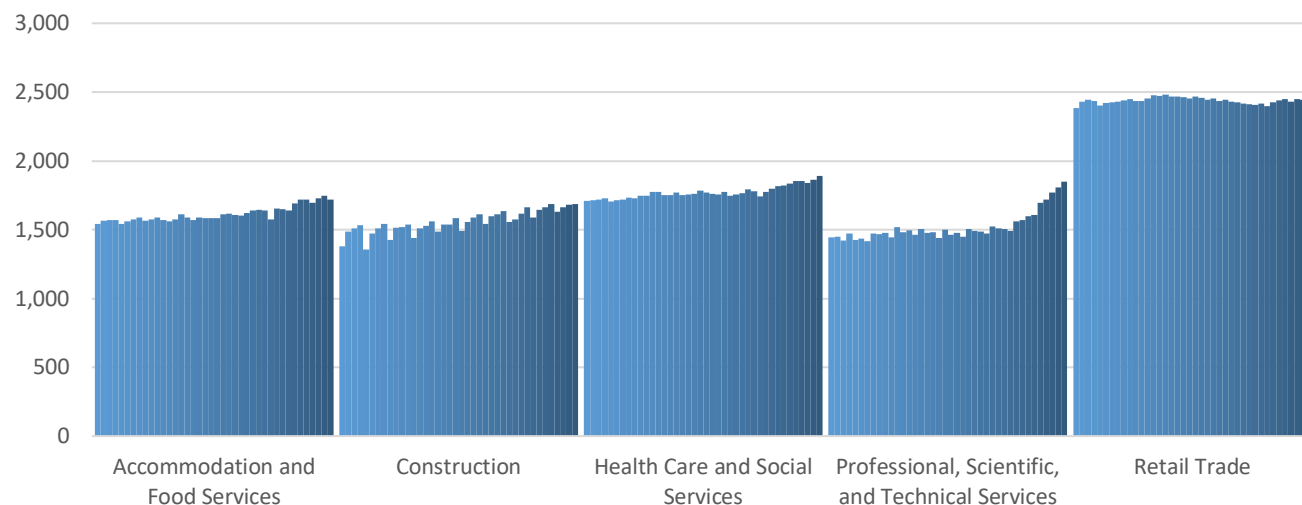
Top 5 Largest Industries by Jobs (past 10 years)



Top 5 Paying Industries by Average Weekly Wage



Top 5 Largest Industries by Establishments (past 10 years)



Source:

*Quarterly Census of Employment and Wages,
Indiana Dept. of Workforce Development*

For more information, contact:

Kathy Jaworski

Regional Workforce Analyst

(219) 841-6347

kjaworski@dwd.in.gov

