



HOOSIERS BY THE NUMBERS

Your premier source for labor market information for Indiana.



INDUSTRY SECTOR SNAPSHOT

Economic Growth Region 1

Quarter 2 2022

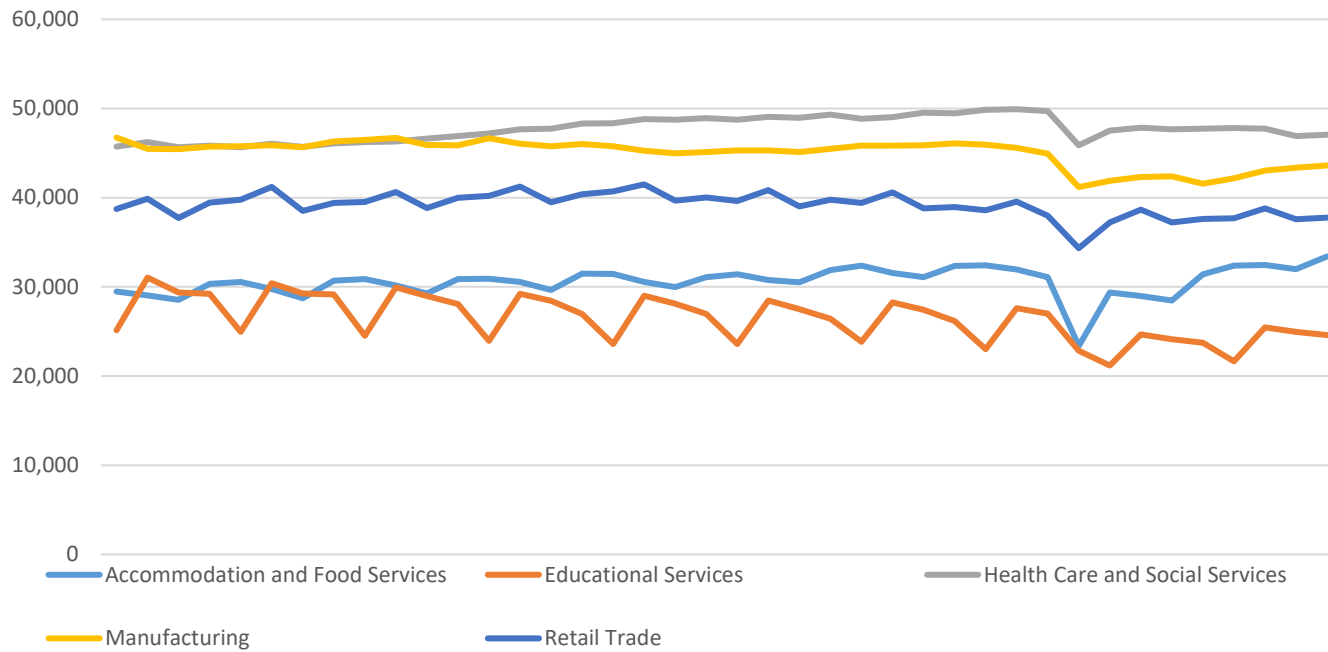
Jasper, Lake, LaPorte, Newton, Porter, Pulaski, and Starke Counties

Industry	Jobs	Previous Year	Establishments	Previous Year	Average Weekly Wage	Previous Year
Total	309,641	↑ 2.95%	17,826	↑ 2.84%	\$1,029	↑ 7.30%
Accommodation and Food Services	33,406	↑ 6.36%	1,715	↑ 1.30%	\$409	↑ 8.49%
Admin. & Support & Waste Mgt. & Rem. Services	15,624	↑ 7.04%	935	↑ 6.61%	\$819	↑ 9.93%
Agriculture, Forestry, Fishing and Hunting*	2,441	↑ 3.70%	185	↑ 1.09%	\$945	↑ 10.92%
Arts, Entertainment, and Recreation*	5,393	↓ -2.46%	223	↑ 2.76%	\$588	↓ -2.97%
Construction	19,570	↑ 9.01%	1,655	↑ 0.61%	\$1,399	↑ 6.15%
Educational Services*	24,609	↑ 3.62%	399	↑ 1.79%	\$855	↑ 7.14%
Finance and Insurance	6,960	↓ -2.75%	1,039	↑ 0.39%	\$1,291	↓ -0.31%
Health Care and Social Services	47,066	↓ -1.43%	1,839	↑ 0.93%	\$1,093	↑ 7.90%
Information	2,673	↑ 6.79%	191	↑ 3.24%	\$884	↓ -2.64%
Management of Companies and Enterprises*	2,642	↑ 6.83%	96	↑ 11.63%	\$1,693	↑ 14.86%
Manufacturing	43,628	↑ 4.98%	821	↑ 2.63%	\$1,667	↑ 8.88%
Mining*	113	↑ 29.89%	16	↓ -5.88%	\$1,545	↓ -0.52%
Other Services (Except Public Administration)	11,515	↑ 5.29%	1,527	↑ 2.55%	\$727	↑ 9.65%
Professional, Scientific, and Technical Services	10,046	↑ 7.25%	1,763	↑ 10.19%	\$1,206	↑ 7.97%
Public Administration	14,213	↓ -1.37%	231	↓ -3.35%	\$942	↑ 6.20%
Real Estate and Rental and Leasing*	3,073	↑ 2.43%	664	↑ 2.47%	\$928	↑ 10.61%
Retail Trade	37,777	↑ 0.37%	2,445	↑ 0.82%	\$645	↑ 4.88%
Transportation & Warehousing	14,796	↑ 1.91%	945	↑ 2.94%	\$1,132	↑ 5.50%
Utilities*	743	↑ 3.92%	90	↑ 42.86%	\$1,999	↑ 9.90%
Wholesale Trade	10,525	↑ 4.71%	1,043	↑ 4.51%	\$1,318	↑ 6.12%

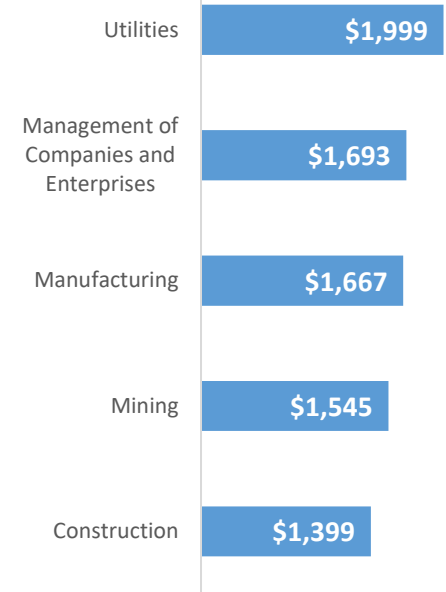
* These industries exclude county data (jobs and wages) that are not available due to non-disclosure requirements.

D = This item is not available due to non-disclosure requirements.
Indiana Department of Workforce Development

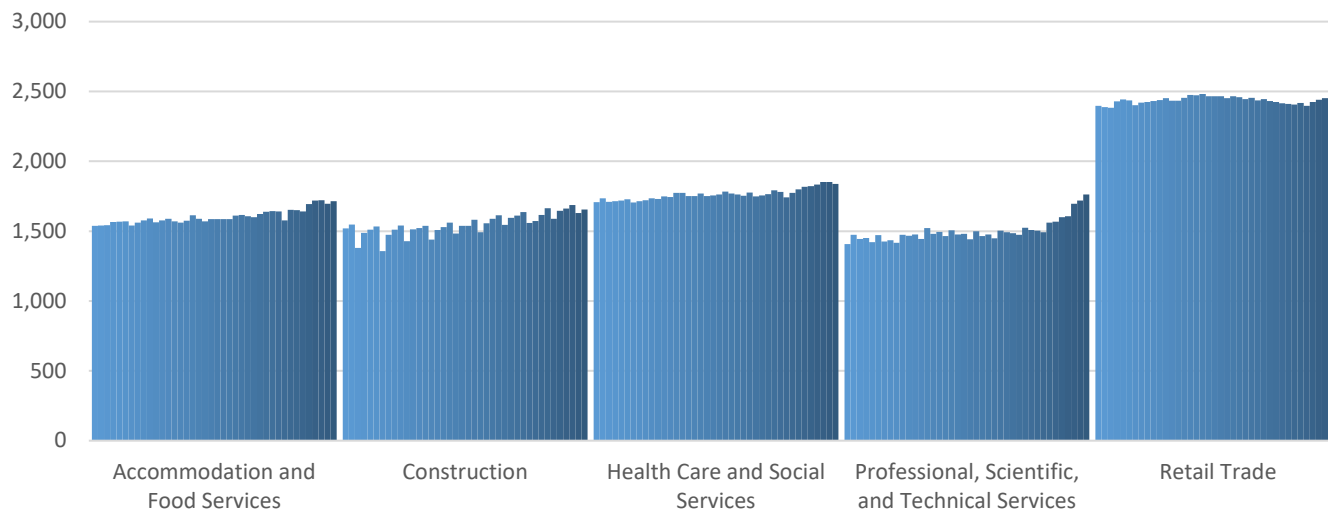
Top 5 Largest Industries by Jobs (past 10 years)



Top 5 Paying Industries by Average Weekly Wage



Top 5 Largest Industries by Establishments (past 10 years)



Source:

*Quarterly Census of Employment and Wages,
Indiana Dept. of Workforce Development*

For more information, contact:

Kathy Jaworski

Regional Workforce Analyst

(219) 841-6347

kjaworski@dwd.in.gov

