



# HOOSIERS BY THE NUMBERS

Your premier source for labor market information for Indiana.



## INDUSTRY SECTOR SNAPSHOT

### Economic Growth Region 1

Quarter 1 2022

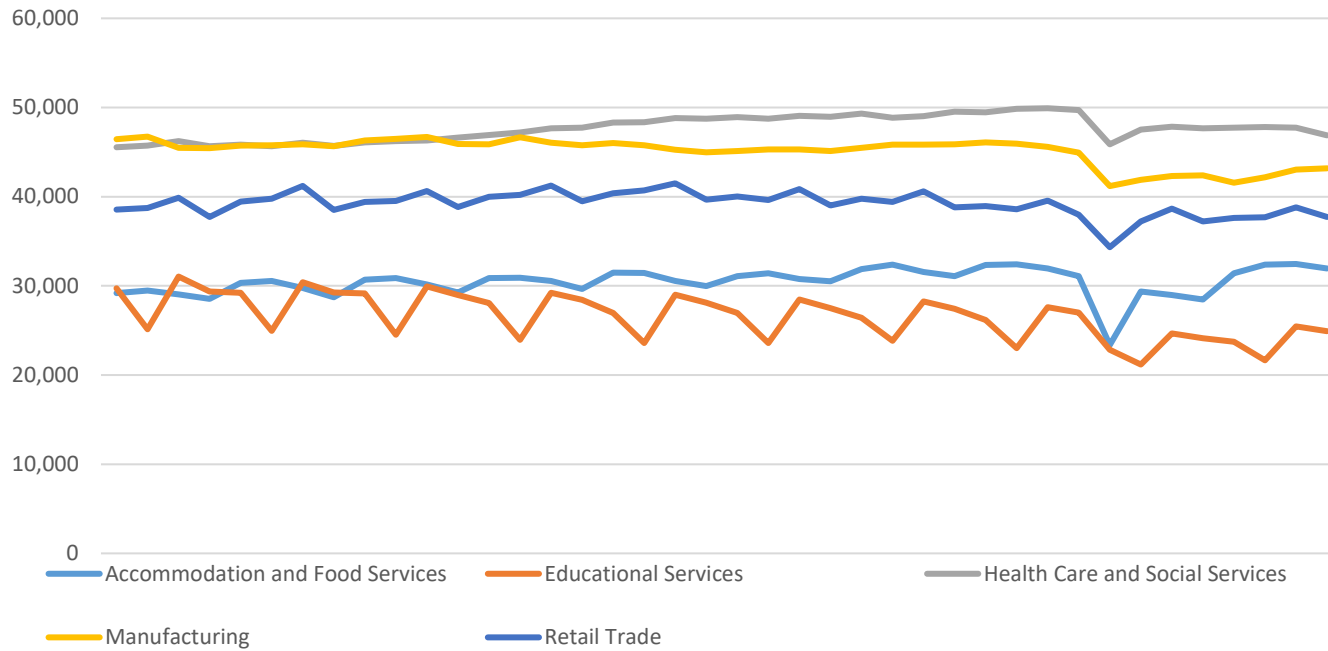
Jasper, Lake, LaPorte, Newton, Porter, Pulaski, and Starke Counties

Industry	Jobs	Previous Year	Establishments	Previous Year	Average Weekly Wage	Previous Year
<b>Total</b>	<b>302,808</b>	<b>↑ 3.22%</b>	<b>17,572</b>	<b>↑ 3.63%</b>	<b>\$1,015</b>	<b>↑ 9.02%</b>
Accommodation and Food Services	31,966	↑ 12.27%	1,692	↑ 3.17%	\$390	↑ 18.18%
Admin. & Support & Waste Mgt. & Rem. Services	15,364	↑ 11.01%	868	↑ 7.16%	\$764	↑ 13.52%
Agriculture, Forestry, Fishing and Hunting*	2,214	↑ 3.65%	182	↓ -0.55%	\$902	↑ 0.33%
Arts, Entertainment, and Recreation*	4,616	↓ -9.51%	213	↑ 4.41%	\$655	↑ 5.31%
Construction	17,304	↑ 11.99%	1,631	↑ 2.71%	\$1,303	↑ 5.25%
Educational Services*	24,926	↑ 3.30%	395	↑ 3.95%	\$786	↑ 2.75%
Finance and Insurance	7,023	↓ -1.14%	1,062	↑ 4.53%	\$1,406	↓ -5.51%
Health Care and Social Services	46,880	↓ -1.67%	1,846	↑ 1.54%	\$1,033	↑ 6.39%
Information	2,620	↑ 6.42%	189	↑ 6.78%	\$896	↑ 2.52%
Management of Companies and Enterprises*	2,667	↑ 8.28%	95	↑ 13.10%	\$1,905	↑ 8.67%
Manufacturing	43,181	↑ 1.83%	810	↑ 1.76%	\$1,740	↑ 17.73%
Mining*	99	↑ 2.06%	16	↓ -11.11%	\$1,455	↑ 16.59%
Other Services (Except Public Administration)	11,130	↑ 5.99%	1,521	↑ 3.05%	\$678	↑ 6.27%
Professional, Scientific, and Technical Services	10,069	↑ 8.94%	1,703	↑ 8.61%	\$1,094	↑ 9.18%
Public Administration	13,619	↓ -2.06%	230	↓ -1.71%	\$998	↑ 3.63%
Real Estate and Rental and Leasing*	2,972	↓ -0.80%	647	↑ 1.57%	\$873	↑ 8.58%
Retail Trade	37,742	↑ 1.41%	2,426	↑ 1.21%	\$622	↑ 10.28%
Transportation & Warehousing	14,685	↑ 0.74%	934	↑ 4.24%	\$1,034	↑ 6.27%
Utilities*	731	↑ 1.39%	93	↑ 52.46%	\$2,525	↑ 27.85%
Wholesale Trade	10,188	↑ 3.05%	1,018	↑ 4.73%	\$1,368	↑ 11.58%

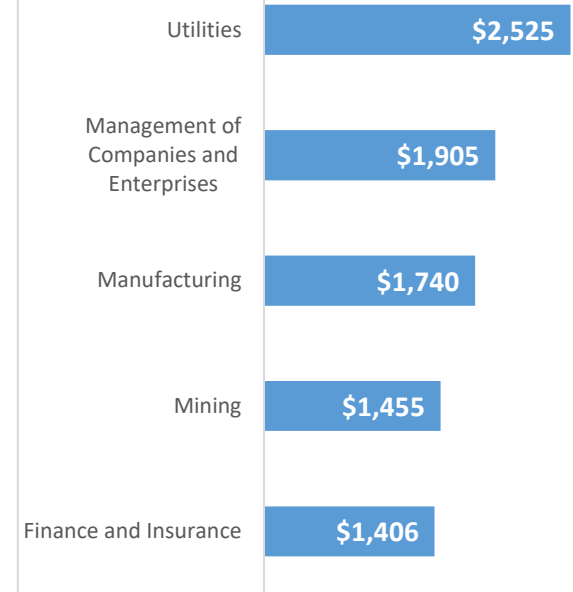
\* These industries exclude county data (jobs and wages) that are not available due to non-disclosure requirements.

D = This item is not available due to non-disclosure requirements.  
Indiana Department of Workforce Development

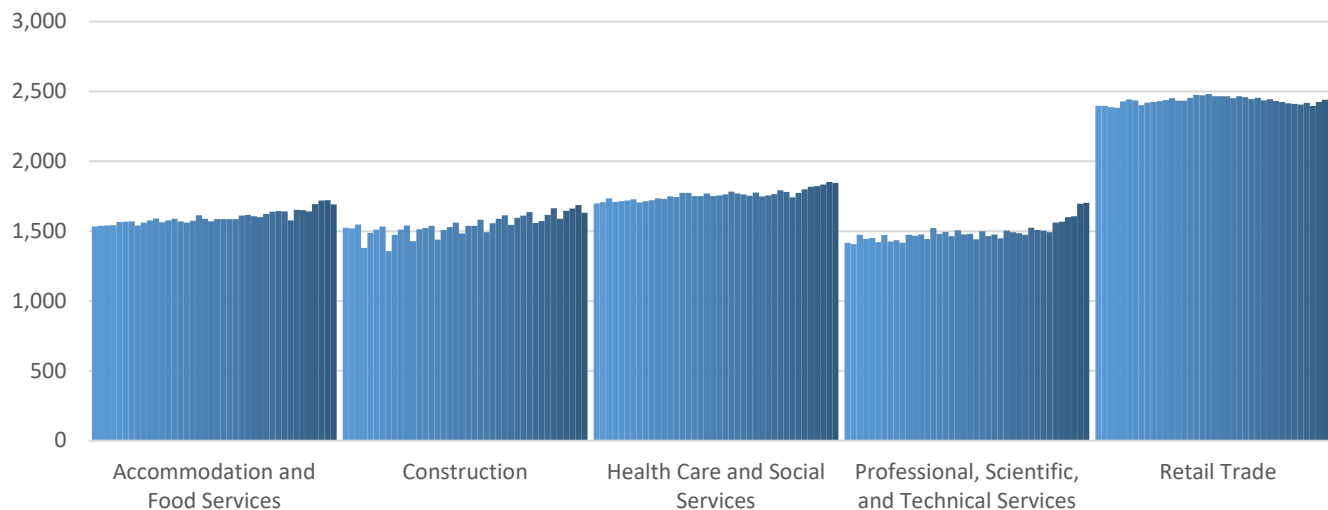
Top 5 Largest Industries by Jobs (past 10 years)



Top 5 Paying Industries by Average Weekly Wage



Top 5 Largest Industries by Establishments (past 10 years)



Source:

*Quarterly Census of Employment and Wages,  
Indiana Dept. of Workforce Development*

For more information, contact:

**Kathy Jaworski**  
Regional Workforce Analyst  
(219) 841-6347  
[kjaworski@dwd.in.gov](mailto:kjaworski@dwd.in.gov)

