

INDUSTRY SECTOR SNAPSHOT

Quarter 3 2021

Economic Growth Region 1

Jasper, Lake, LaPorte, Newton, Porter, Pulaski, and Starke Counties

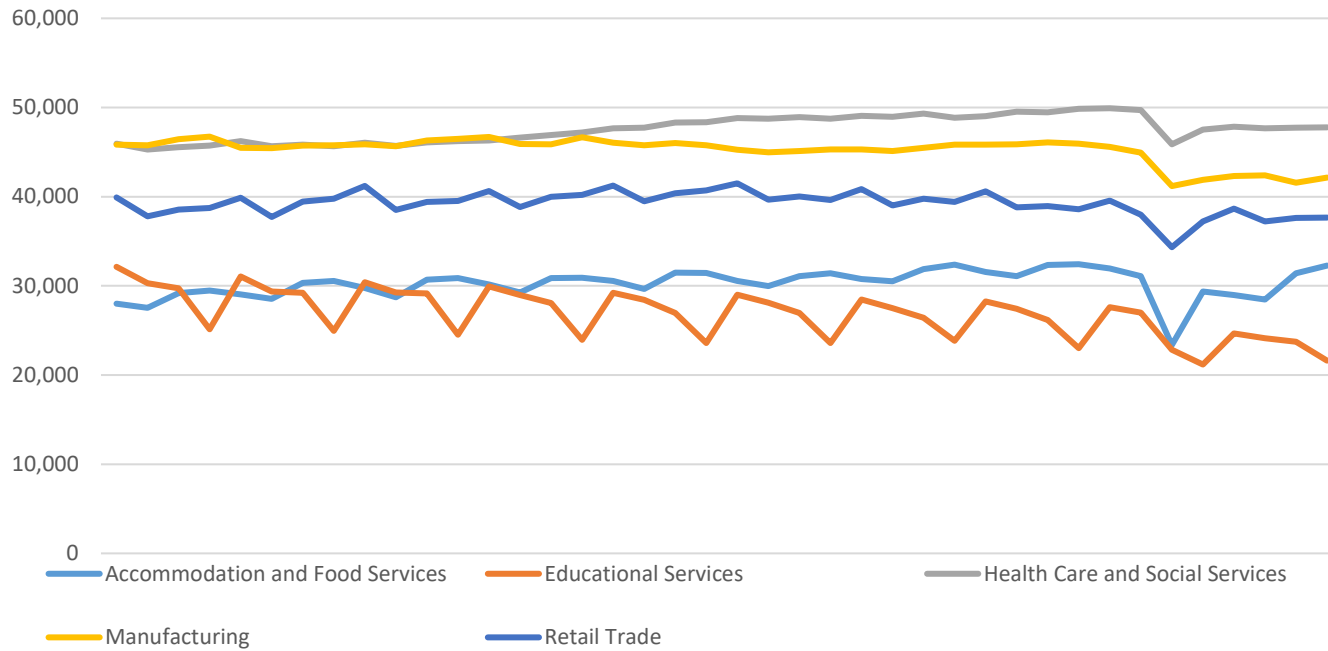
Industry	Jobs	Previous Year	Establishments	Previous Year	Average Weekly Wage	Previous Year
Total	301,875	↑ 2.78%	17,458	↑ 3.33%	\$1,004	↑ 10.69%
Accommodation and Food Services	32,267	↑ 9.91%	1,714	↑ 3.75%	\$404	↑ 19.88%
Admin. & Support & Waste Mgt. & Rem. Services	14,853	↑ 6.34%	894	↑ 5.18%	\$769	↑ 10.65%
Agriculture, Forestry, Fishing and Hunting*	2,547	↑ 3.79%	182	↑ 0.55%	\$915	↓ -7.01%
Arts, Entertainment, and Recreation*	5,475	↓ -7.59%	219	↑ 3.30%	\$667	↑ 14.21%
Construction	18,795	↑ 9.93%	1,664	↑ 2.91%	\$1,400	↑ 5.74%
Educational Services*	21,632	↑ 2.14%	396	↑ 6.17%	\$825	↑ 1.60%
Finance and Insurance	7,121	↑ 5.59%	1,028	↑ 1.78%	\$1,291	↑ 6.08%
Health Care and Social Services	47,781	↑ 0.52%	1,834	↑ 3.44%	\$1,039	↑ 5.91%
Information	2,650	↑ 2.75%	199	↑ 11.17%	\$918	↓ -3.57%
Management of Companies and Enterprises*	2,520	↓ -0.79%	87	↑ 8.75%	\$1,680	↑ 13.59%
Manufacturing	42,138	↑ 0.60%	810	↑ 1.25%	\$1,650	↑ 25.67%
Mining*	115	↑ 475.00%	19	↓ -5.00%	\$1,520	↑ 42.06%
Other Services (Except Public Administration)	11,038	↑ 3.33%	1,503	↑ 0.60%	\$684	↑ 7.21%
Professional, Scientific, and Technical Services	9,444	↑ 10.53%	1,607	↑ 7.64%	\$1,128	↑ 4.64%
Public Administration	14,563	↓ -2.24%	238	↓ -1.24%	\$929	↑ 3.80%
Real Estate and Rental and Leasing*	3,038	↓ -5.33%	646	○ 0.00%	\$867	↑ 4.33%
Retail Trade	37,669	↑ 1.15%	2,442	↑ 1.45%	\$634	↑ 10.84%
Transportation & Warehousing	14,557	↑ 1.15%	918	↑ 6.25%	\$1,094	↑ 10.06%
Utilities*	704	↓ -3.69%	63	↑ 8.62%	\$1,918	↑ 6.03%
Wholesale Trade	10,108	↑ 3.88%	994	↑ 5.19%	\$1,287	↑ 9.63%

* These industries exclude county data (jobs and wages) that are not available due to non-disclosure requirements.

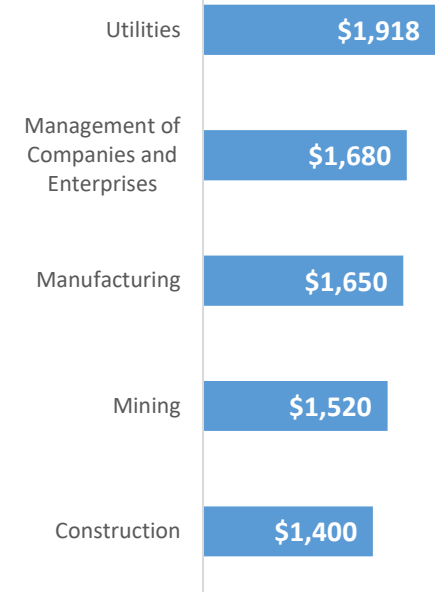
D = This item is not available due to non-disclosure requirements.

Indiana Department of Workforce Development

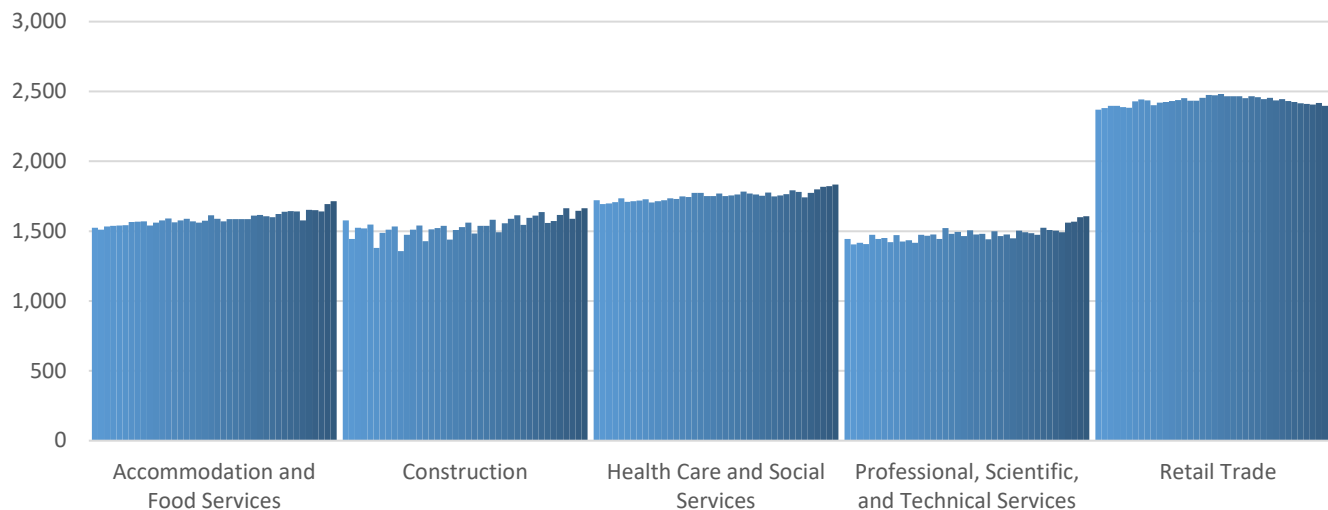
Top 5 Largest Industries by Jobs (past 10 years)



Top 5 Paying Industries by Average Weekly Wage



Top 5 Largest Industries by Establishments (past 10 years)



Source:

*Quarterly Census of Employment and Wages,
Indiana Dept. of Workforce Development*

For more information, contact:

Kathy Jaworski

Regional Workforce Analyst

(219) 841-6347

kjaworski@dwd.in.gov

