

INDUSTRY SECTOR SNAPSHOT

Quarter 2 2021

Economic Growth Region 1

Jasper, Lake, LaPorte, Newton, Porter, Pulaski, and Starke Counties

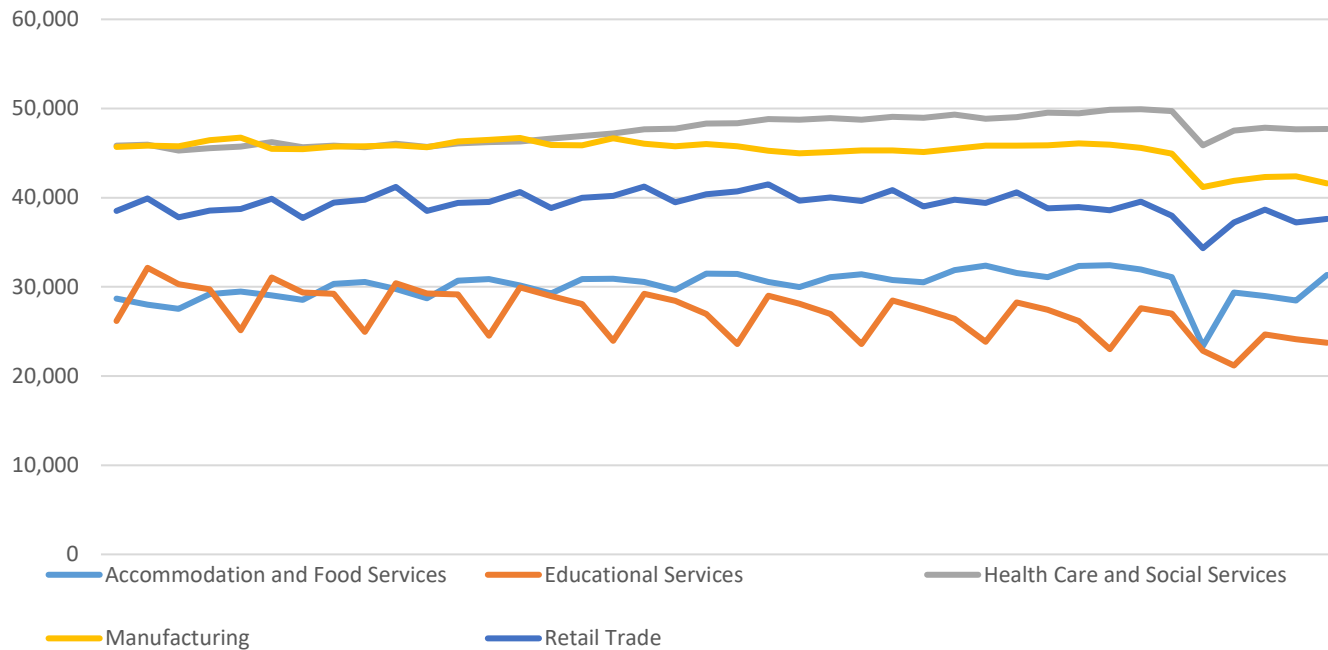
Industry	Jobs	Previous Year	Establishments	Previous Year	Average Weekly Wage	Previous Year
Total	301,031	↑ 8.75%	17,302	↑ 2.87%	\$958	↑ 5.62%
Accommodation and Food Services	31,342	↑ 34.11%	1,684	↑ 6.85%	\$377	↑ 17.81%
Admin. & Support & Waste Mgt. & Rem. Services	14,573	↑ 8.59%	876	↓ -10.89%	\$747	↑ 10.50%
Agriculture, Forestry, Fishing and Hunting*	2,354	↑ 4.95%	183	↑ 1.10%	\$852	↓ -2.63%
Arts, Entertainment, and Recreation*	5,529	↑ 36.15%	216	↑ 4.35%	\$606	↑ 39.95%
Construction	18,361	↑ 16.72%	1,647	↑ 4.70%	\$1,289	↑ 3.53%
Educational Services*	23,740	↑ 4.03%	390	↑ 5.69%	\$798	↑ 3.23%
Finance and Insurance	7,146	↑ 6.96%	1,032	↑ 2.38%	\$1,298	↑ 7.36%
Health Care and Social Services	47,717	↑ 4.00%	1,818	↑ 4.30%	\$1,013	↑ 4.76%
Information	2,502	↓ -5.41%	185	↑ 3.35%	\$909	↑ 5.45%
Management of Companies and Enterprises*	2,473	↑ 2.61%	86	↑ 1.18%	\$1,474	↑ 6.81%
Manufacturing	41,595	↑ 0.98%	800	↑ 2.30%	\$1,529	↑ 14.88%
Mining*	87	↑ 314.29%	17	↓ -15.00%	\$1,553	↑ 52.25%
Other Services (Except Public Administration)	10,929	↑ 17.55%	1,488	↑ 0.61%	\$664	↑ 7.44%
Professional, Scientific, and Technical Services	9,363	↑ 13.08%	1,599	↑ 6.32%	\$1,118	↑ 4.10%
Public Administration	14,410	↑ 1.25%	239	↓ -1.65%	\$887	↓ -1.88%
Real Estate and Rental and Leasing*	3,015	↑ 2.27%	649	↑ 2.69%	\$846	↑ 2.79%
Retail Trade	37,630	↑ 9.60%	2,423	↑ 0.54%	\$615	↑ 7.89%
Transportation & Warehousing	14,448	↑ 4.39%	913	↑ 8.43%	\$1,076	↑ 4.98%
Utilities*	715	↓ -2.59%	63	↑ 10.53%	\$1,819	↑ 8.53%
Wholesale Trade	10,078	↑ 6.44%	993	↑ 4.86%	\$1,240	↑ 6.16%

* These industries exclude county data (jobs and wages) that are not available due to non-disclosure requirements.

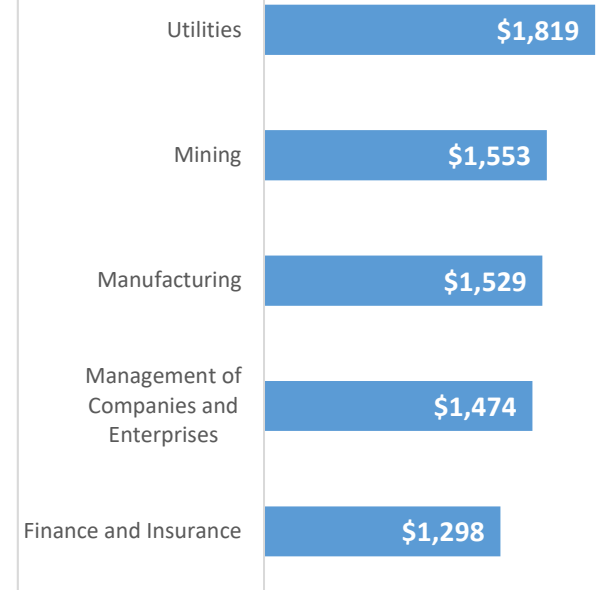
D = This item is not available due to non-disclosure requirements.

Indiana Department of Workforce Development

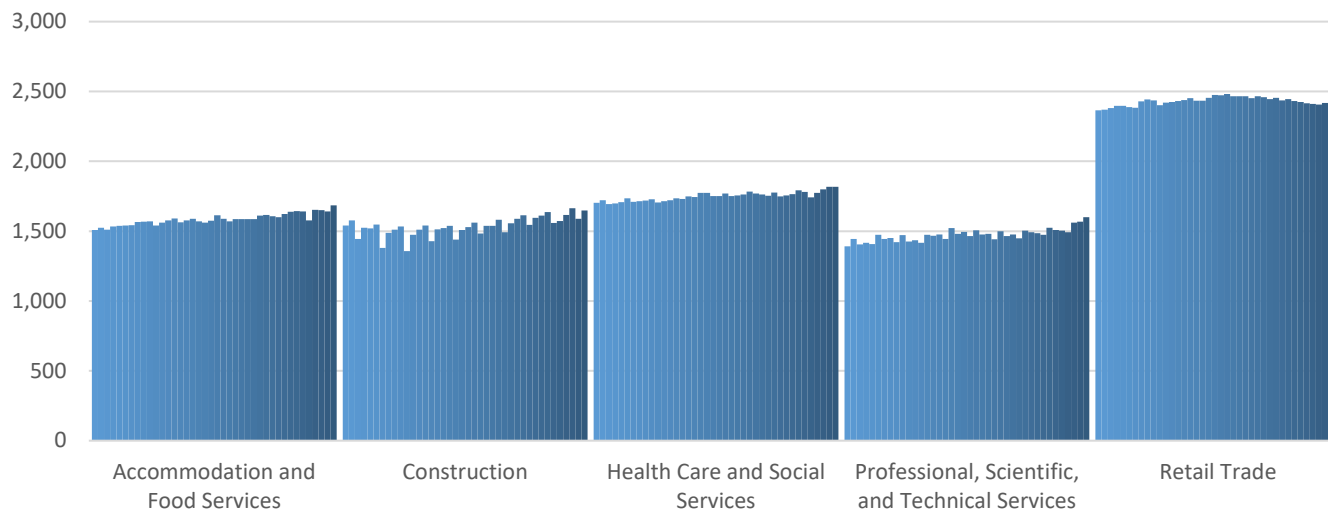
Top 5 Largest Industries by Jobs (past 10 years)



Top 5 Paying Industries by Average Weekly Wage



Top 5 Largest Industries by Establishments (past 10 years)



Source:

*Quarterly Census of Employment and Wages,
Indiana Dept. of Workforce Development*

For more information, contact:

Kathy Jaworski
Regional Workforce Analyst
(219) 841-6347
kjaworski@dwd.in.gov



INDIANA
DEPARTMENT OF
WORKFORCE
DEVELOPMENT