

INDUSTRY SECTOR SNAPSHOT

Economic Growth Region 9

Quarter 1 2023

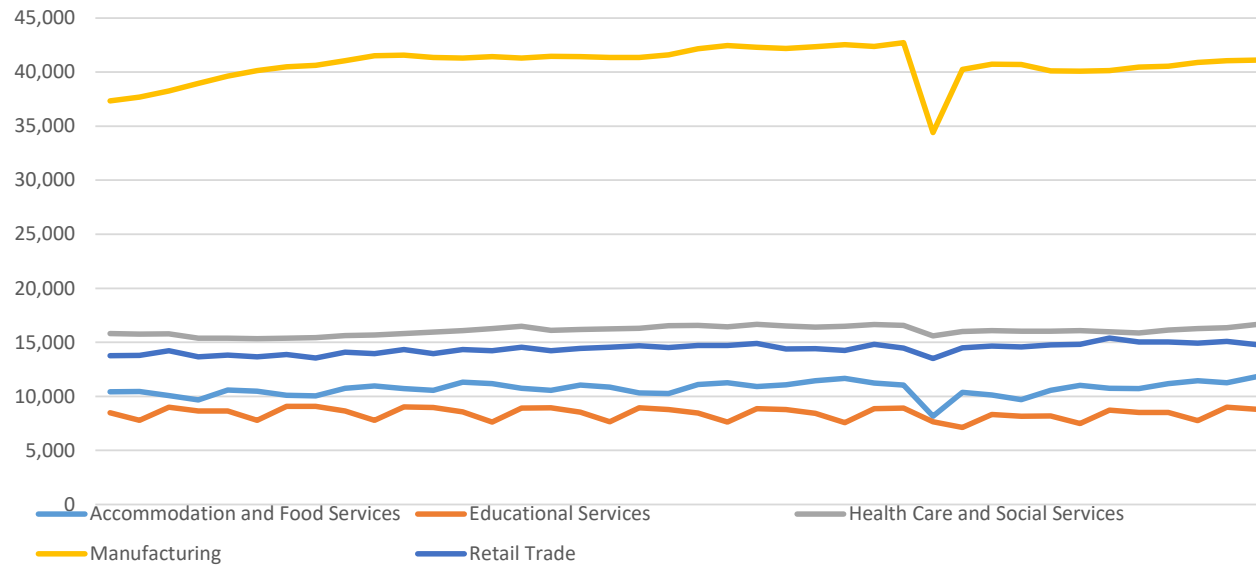
Bartholomew, Dearborn, Decatur, Franklin, Jackson, Jefferson, Jennings, Ohio, Ripley, and Switzerland Counties

Industry	Jobs	Previous Year	Establishments	Previous Year	Average Weekly Wage	Previous Year
Total	138,583	↑ 1.01%	6,907	↑ 2.02%	\$1,115	↑ 4.40%
Accommodation and Food Services	11,819	↑ 10.29%	584	↑ 1.74%	\$397	↑ 18.15%
Admin. & Support & Waste Mgt. & Rem. Services	5,991	↓ -5.88%	311	↑ 5.07%	\$826	↑ 17.83%
Agriculture, Forestry, Fishing and Hunting*	372	↑ 7.20%	92	↑ 8.24%	\$772	↑ 5.03%
Arts, Entertainment, and Recreation*	384	↓ -82.06%	84	↑ 3.70%	\$382	↓ -26.54%
Construction	5,230	↑ 2.31%	664	↑ 1.53%	\$1,077	↑ 12.07%
Educational Services*	8,812	↑ 3.37%	141	↓ -0.70%	\$795	↑ 10.72%
Finance and Insurance	2,722	↓ -0.73%	436	↑ 2.11%	\$1,590	↑ 3.79%
Health Care and Social Services	16,645	↑ 4.89%	726	↑ 2.83%	\$1,099	↑ 4.47%
Information*	930	↑ 3.10%	84	↑ 5.00%	\$880	↑ 11.68%
Management of Companies and Enterprises*	1,827	↓ -12.42%	56	↑ 3.70%	\$1,986	↓ -8.01%
Manufacturing	41,115	↑ 1.59%	480	↑ 0.84%	\$1,572	↑ 0.38%
Mining*	58	↑ 7.41%	16	○ 0.00%	\$848	↑ 0.36%
Other Services (Except Public Administration)	2,885	↑ 4.91%	494	↑ 2.70%	\$621	↑ 9.33%
Professional, Scientific, and Technical Services	3,166	↑ 5.46%	537	↑ 4.88%	\$1,299	↑ 14.96%
Public Administration	5,290	↓ -2.88%	181	↓ -22.65%	\$886	↑ 3.26%
Real Estate and Rental and Leasing	813	↑ 1.88%	252	↑ 4.56%	\$835	↑ 13.76%
Retail Trade	14,793	↓ -1.56%	1,031	↑ 2.38%	\$674	↑ 5.97%
Transportation & Warehousing	6,657	↓ -3.74%	328	↑ 0.61%	\$1,118	↑ 9.61%
Utilities*	558	↑ 0.36%	59	↑ 1.72%	\$1,810	↑ 8.06%
Wholesale Trade*	4,279	↑ 3.63%	351	↑ 9.69%	\$1,591	↑ 11.34%

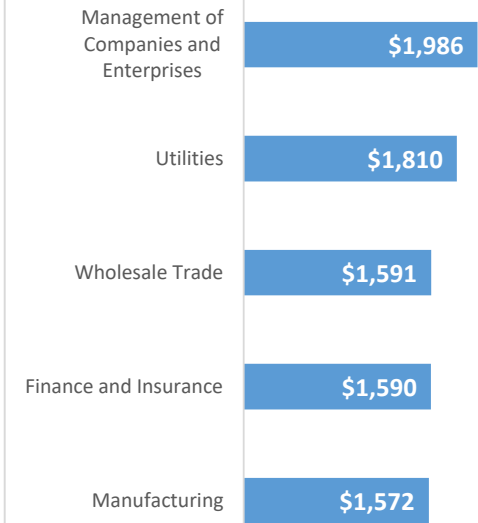
* These industries exclude county data (jobs and wages) that are not available due to non-disclosure requirements.

D = This item is not available due to non-disclosure requirements.

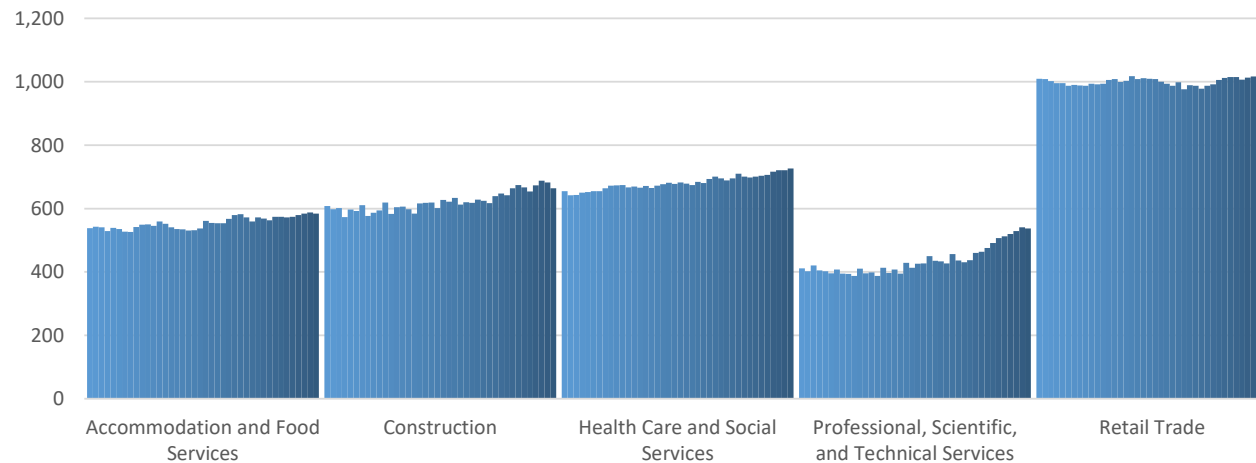
Top 5 Largest Industries by Jobs (past 10 years)



Top 5 Paying Industries by Average Weekly Wage



Top 5 Largest Industries by Establishments (past 10 years)



Source:

*Quarterly Census of Employment and Wages,
Indiana Dept. of Workforce Development*

For more information, contact:

Jillian Gregory

Regional Workforce Analyst

jgregory@dwd.in.gov

