



HOOSIERS BY THE NUMBERS

Your premier source for labor market information for Indiana.



INDUSTRY SECTOR SNAPSHOT

Economic Growth Region 7

Quarter 4 2023

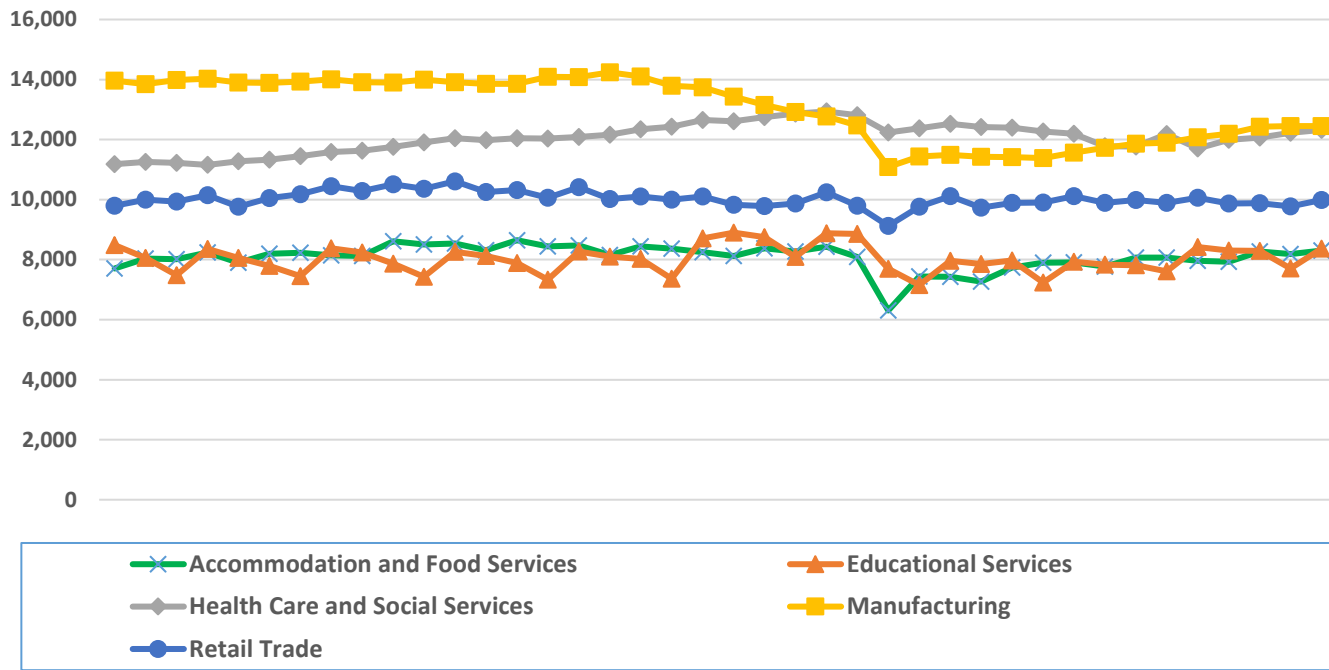
Clay, Parke, Putnam, Sullivan, Vermillion and Vigo Counties

Industry	Jobs	Previous Year	Establishments	Previous Year	Average Weekly Wage	Previous Year
Total	80,356	↑ 0.96%	4,429	↓ -1.73%	\$980	↑ 3.92%
Accommodation and Food Services	8,304	↑ 4.28%	443	↑ 1.14%	\$386	↑ 6.34%
Admin. & Support & Waste Mgt. & Rem. Services	2,334	↓ -2.91%	209	↓ -0.48%	\$718	↑ 8.62%
Agriculture, Forestry, Fishing and Hunting	387	↓ -3.73%	83	↓ -4.60%	\$869	↑ 3.95%
Arts, Entertainment, and Recreation*	515	↓ -16.53%	67	↓ -4.29%	\$450	↑ 4.17%
Construction	4,052	↓ -3.34%	408	↓ -1.21%	\$1,447	↑ 12.96%
Educational Services*	8,365	↓ -0.63%	89	↓ -6.32%	\$843	↑ 6.44%
Finance and Insurance	1,780	↓ -3.84%	268	↓ -3.94%	\$1,275	↑ 4.34%
Health Care and Social Services	12,326	↑ 5.29%	492	↓ -2.38%	\$1,158	↓ -1.53%
Information	890	↑ 2.06%	54	● 0.00%	\$1,005	↑ 3.93%
Management of Companies and Enterprises*	304	↑ 1.67%	31	↑ 6.90%	\$1,716	↑ 0.35%
Manufacturing	12,454	↑ 3.12%	209	↓ -2.79%	\$1,242	↑ 5.25%
Mining*	107	↓ -7.76%	18	↓ -5.26%	\$1,687	↑ 29.87%
Other Services (Except Public Administration)	2,196	↑ 1.57%	366	↓ -0.81%	\$750	↑ 6.69%
Professional, Scientific, and Technical Services	1,563	↑ 0.13%	302	↓ -4.73%	\$1,206	↑ 6.07%
Public Administration	5,553	↑ 0.71%	139	↓ -21.91%	\$1,085	↑ 6.06%
Real Estate and Rental and Leasing*	883	↓ -2.21%	146	↑ 5.80%	\$1,195	↑ 6.22%
Retail Trade	9,988	↓ -0.74%	671	↑ 1.67%	\$619	↑ 2.31%
Transportation & Warehousing	4,006	↓ -6.62%	226	↓ -0.44%	\$1,078	↑ 4.15%
Utilities*	574	↑ 5.51%	33	↓ -2.94%	\$2,036	↓ -9.59%
Wholesale Trade	1,949	↑ 1.94%	175	↑ 2.34%	\$1,384	↑ 2.52%

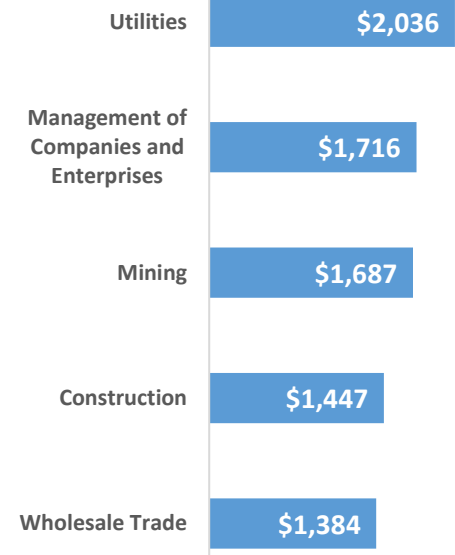
* These industries exclude county data (jobs and wages) that are not available due to non-disclosure requirements.

D = This item is not available due to non-disclosure requirements.

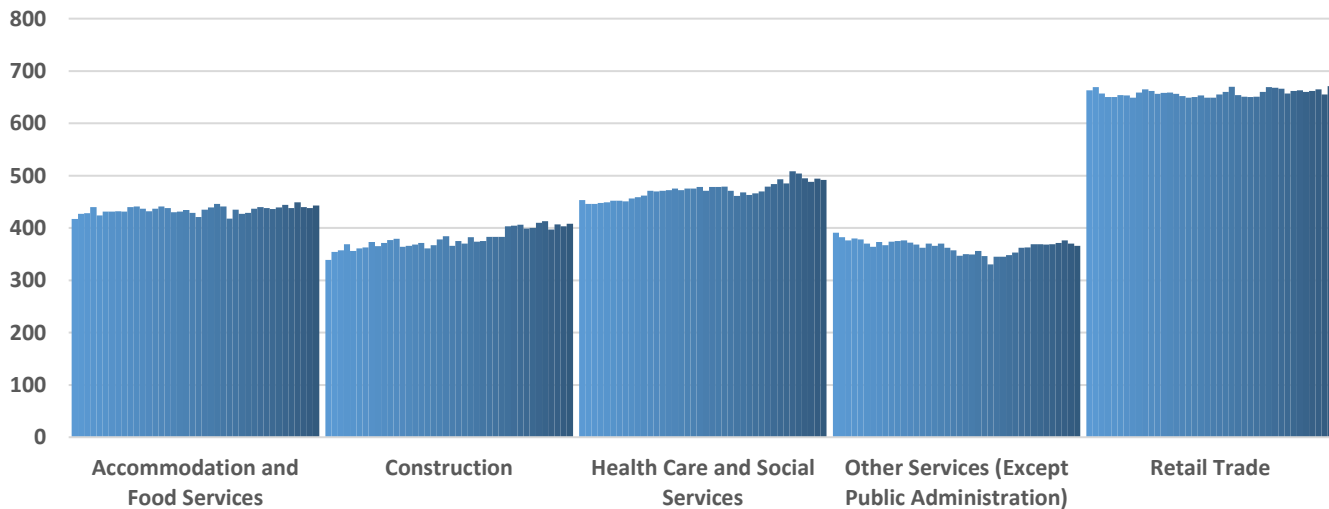
Top 5 Largest Industries by Jobs (past 10 years)



Top 5 Paying Industries by Average Weekly Wage



Top 5 Largest Industries by Establishments (past 10 years)



Source:

Quarterly Census of Employment and Wages, Indiana Dept. of Workforce Development

For more information, contact:

Kim Stevenson

Labor Analyst Manager

(812) 250-9349

kstevenson@dwd.in.gov



INDIANA DEPARTMENT OF
WORKFORCE
DEVELOPMENT