

Economic Growth Region 2

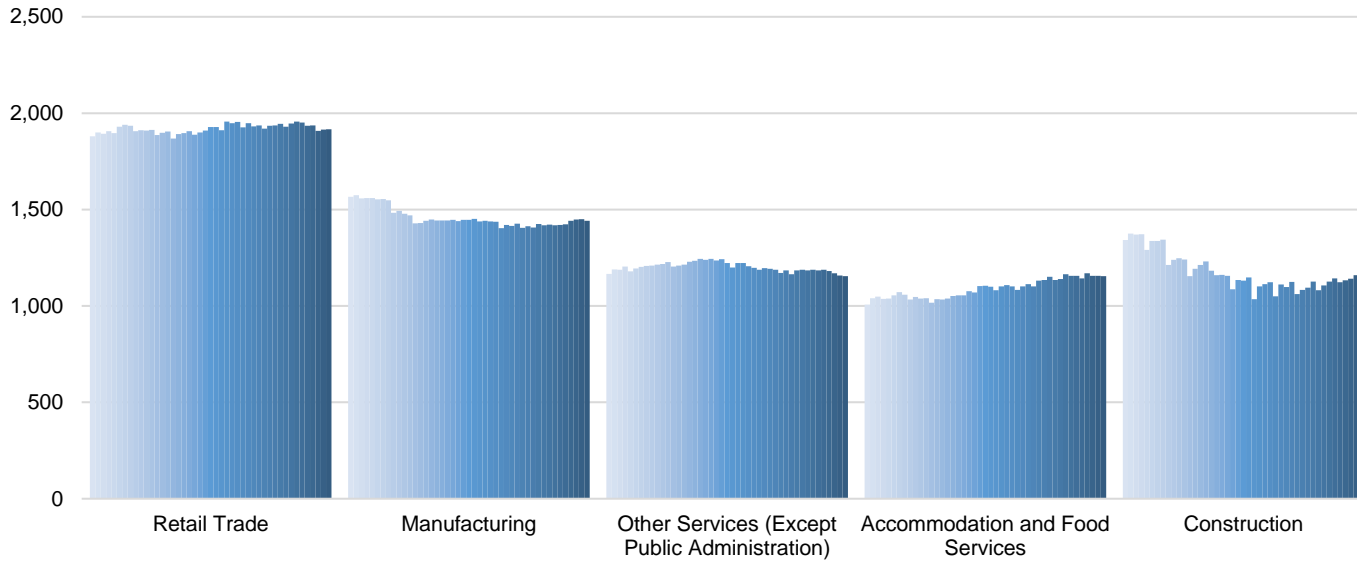
Elkhart, Fulton, Kosciusko, Marshall, and St. Joseph Counties

Industry	Jobs	Previous Year	Establishments	Previous Year	Average Weekly Wage	Previous Year
Total	320,728	↑ 5.76%	12,922	↓ -0.35%	\$933	↑ 5.19%
Accommodation and Food Services	21,962	↓ -1.90%	1,154	↑ 0.96%	\$297	↑ 4.58%
Admin. & Support & Waste Mgt. & Rem. Services	13,004	↓ -3.90%	617	↑ 0.49%	\$486	↑ 1.89%
Agriculture, Forestry, Fishing and Hunting*	999	↓ -1.58%	132	↑ 5.60%	\$732	↑ 3.83%
Arts, Entertainment, and Recreation*	2,829	↑ 52.75%	165	↑ 6.45%	\$527	↑ 57.31%
Construction	10,105	↑ 3.28%	1,105	↓ -1.60%	\$986	↓ -0.20%
Educational Services	30,741	↓ -0.13%	174	● 0.00%	\$792	↑ 0.13%
Finance and Insurance	6,564	↑ 1.03%	720	↓ -0.41%	\$1,419	↑ 5.82%
Health Care and Social Services	36,901	↑ 0.20%	1,031	↑ 1.68%	\$809	↑ 3.32%
Information	2,834	↓ -7.63%	151	↓ -1.31%	\$857	↑ 1.66%
Management of Companies and Enterprises*	5,151	↓ -0.71%	91	↓ -4.21%	\$3,775	↑ 4.77%
Manufacturing	109,880	↑ 18.17%	1,442	↑ 1.26%	\$1,126	↑ 5.14%
Mining*	D	D	8	● 0.00%	D	D
Other Services (Except Public Administration)	8,142	↓ -1.18%	1,155	↓ -2.70%	\$678	↑ 4.15%
Professional, Scientific, and Technical Services	7,553	↑ 2.87%	978	↓ -0.71%	\$1,054	↓ -1.03%
Public Administration	8,591	↑ 1.95%	182	↓ -2.67%	\$841	↑ 3.44%
Real Estate and Rental and Leasing	2,848	↑ 0.74%	449	● 0.00%	\$783	↑ 9.97%
Retail Trade	29,869	↓ -1.40%	1,917	↓ -0.93%	\$527	↑ 4.15%
Transportation & Warehousing	8,198	↑ 3.68%	482	↑ 1.26%	\$928	↑ 2.88%
Utilities*	417	↑ 53.31%	24	● 0.00%	\$2,220	↑ 0.68%
Wholesale Trade	13,775	↑ 1.56%	943	↓ -3.08%	\$1,250	↑ 3.14%

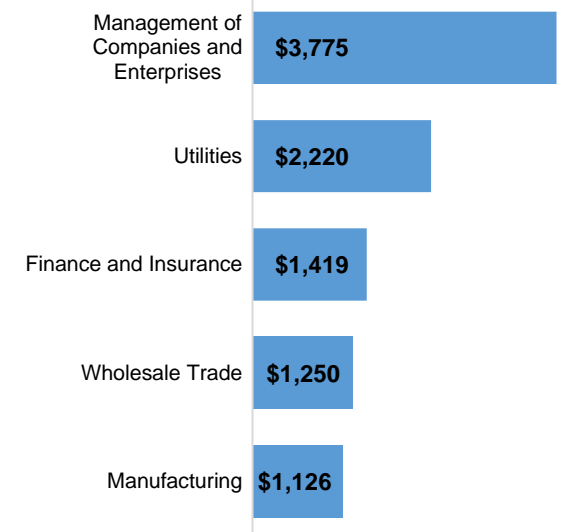
* These industries exclude county data (jobs and wages) that are not available due to non-disclosure requirements.

D = This item is not available due to non-disclosure requirements.

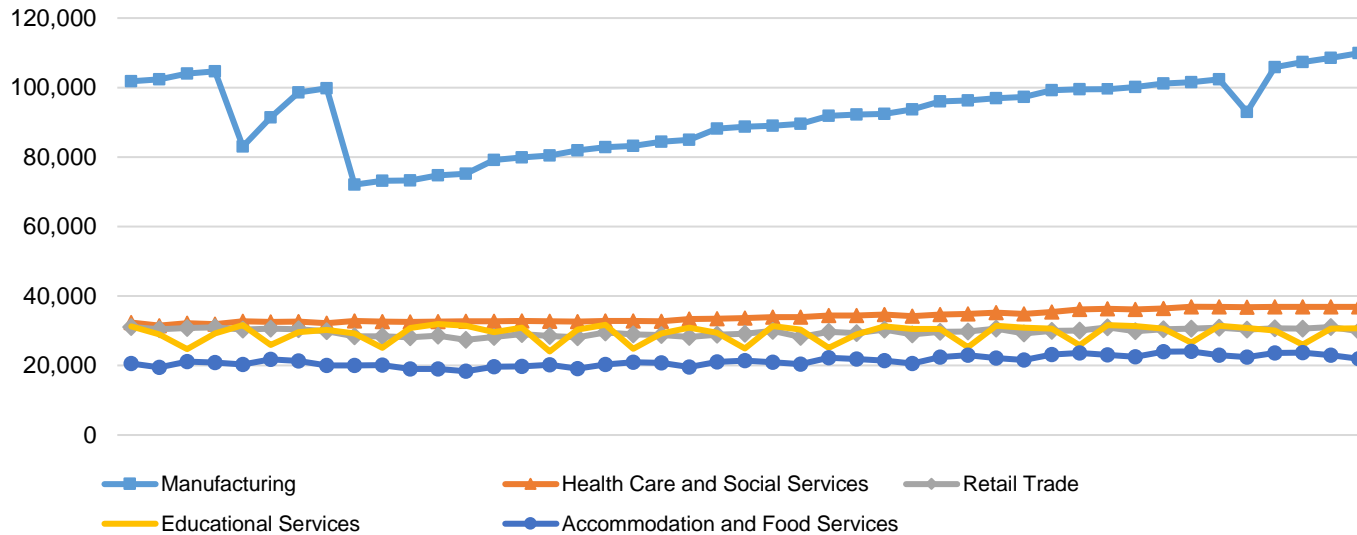
Historic Trend of Top 5 Largest Industries by Establishments
1Q 2007 - 1Q 2018



Top 5 Paying Industries by
Average Weekly Wage
1Q 2018



Historic Trend of Top 5 Largest Industries by Jobs
1Q 2007 - 1Q 2018



Source:

Quarterly Census of Employment and Wages,
Indiana Dept. of Workforce Development

For more information, contact:

Kathy Jaworski

Regional Workforce Analyst

(219)-841-6347

kjaworski@dwd.in.gov



INDIANA
DEPARTMENT OF
WORKFORCE
DEVELOPMENT