



HOOSIERS BY THE NUMBERS

Your premier source for labor market information for Indiana.



INDUSTRY SECTOR SNAPSHOT

Economic Growth Region 11

Quarter 1 2024

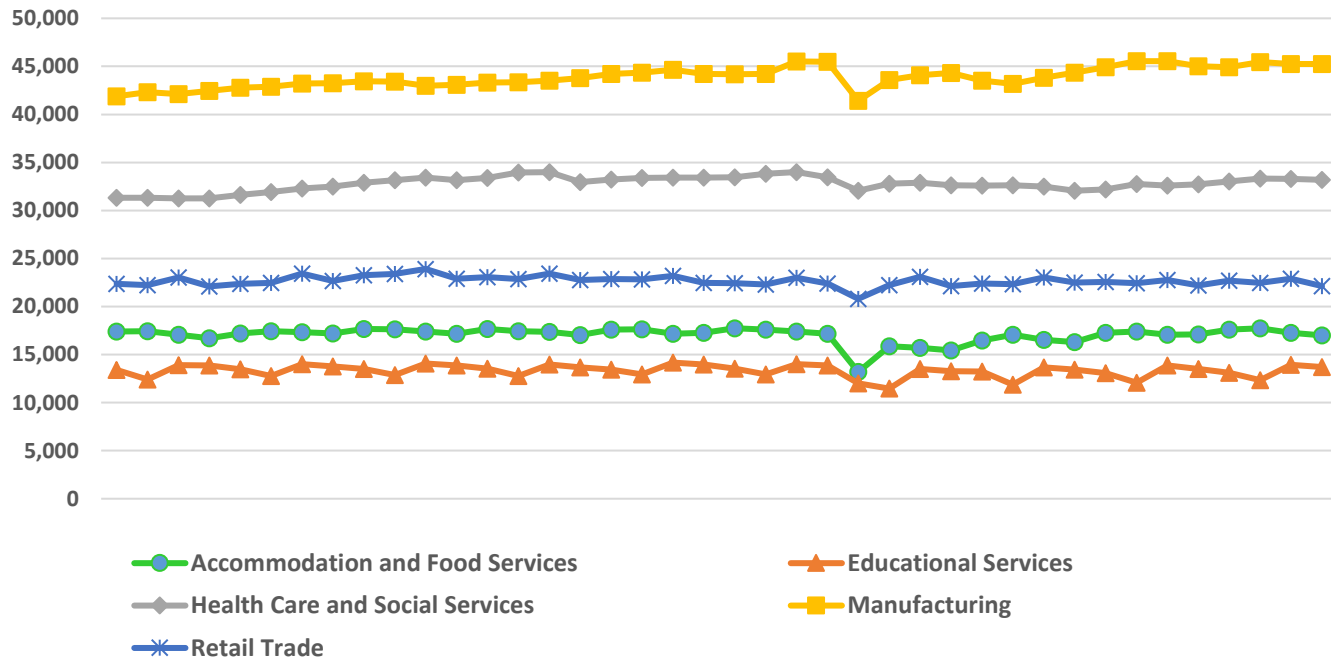
Dubois, Gibson, Knox, Perry, Pike, Posey, Spencer, Vanderburgh and Warrick Counties

Industry	Jobs	Previous Year	Establishments	Previous Year	Average Weekly Wage	Previous Year
Total	214,615	↑ 0.46%	10,428	↑ 0.58%	\$1,119	↑ 3.90%
Accommodation and Food Services	17,019	↓ -0.44%	897	↑ 1.13%	\$393	↑ 4.52%
Admin. & Support & Waste Mgt. & Rem. Services	9,073	↓ -2.36%	521	↑ 0.19%	\$753	↑ 1.76%
Agriculture, Forestry, Fishing and Hunting	1,425	↓ -4.04%	250	↓ -0.40%	\$835	↓ -6.29%
Arts, Entertainment, and Recreation*	2,660	↑ 12.95%	138	↑ 6.98%	\$514	↑ 1.38%
Construction	11,070	↑ 1.71%	974	↓ -2.11%	\$1,249	↑ 4.00%
Educational Services*	13,702	↑ 1.56%	180	↑ 1.12%	\$822	↑ 5.52%
Finance and Insurance	4,839	↑ 0.06%	657	↑ 3.79%	\$1,767	↑ 5.87%
Health Care and Social Services	33,190	↑ 1.46%	1,129	↑ 2.73%	\$1,141	↑ 1.88%
Information	2,984	↑ 36.01%	142	↑ 5.19%	\$1,126	↑ 6.63%
Management of Companies and Enterprises*	4,018	↓ -3.55%	78	↓ -1.27%	\$2,594	↓ -5.12%
Manufacturing	45,255	↑ 0.50%	533	↓ -1.48%	\$1,458	↑ 7.76%
Mining*	684	↓ -3.53%	51	↑ 2.00%	\$2,281	↑ 6.04%
Other Services (Except Public Administration)	6,485	↑ 2.37%	817	↑ 0.37%	\$755	↑ 2.30%
Professional, Scientific, and Technical Services	7,088	↓ -7.65%	924	↑ 1.76%	\$1,360	↑ 6.92%
Public Administration	7,248	↑ 1.67%	201	○ 0.00%	\$1,042	↑ 5.68%
Real Estate and Rental and Leasing	2,274	↑ 13.08%	383	↑ 5.51%	\$910	↑ 3.17%
Retail Trade	22,139	↓ -0.20%	1,470	↓ -1.34%	\$663	↓ -0.15%
Transportation & Warehousing	9,873	↓ -2.47%	423	↓ -5.58%	\$1,050	↑ 1.25%
Utilities*	1,021	↑ 2.00%	63	↓ -1.56%	\$2,488	↓ -1.97%
Wholesale Trade	7,836	↓ -4.05%	597	↑ 2.40%	\$1,649	↑ 10.52%

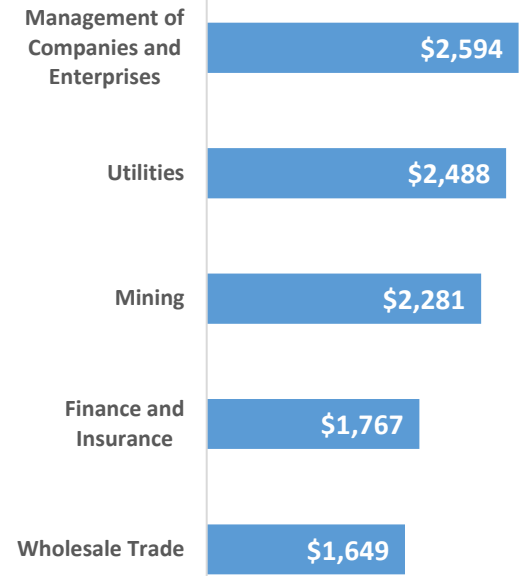
* These industries exclude county data (jobs and wages) that are not available due to non-disclosure requirements.

D = This item is not available due to non-disclosure requirements.
Indiana Department of Workforce Development

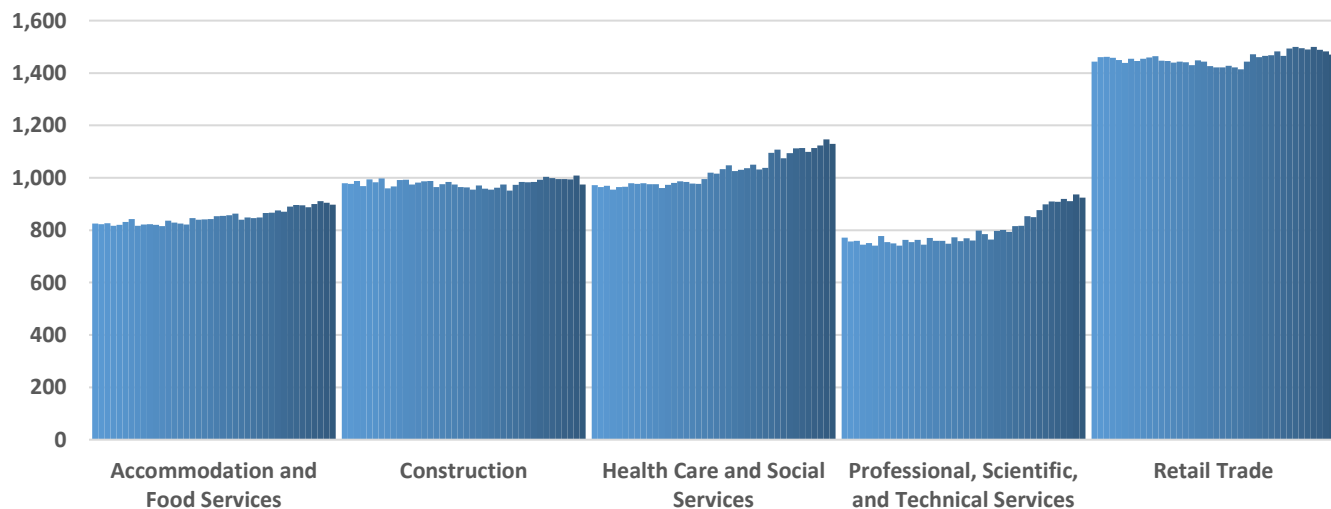
Top 5 Largest Industries by Jobs (past 10 years)



Top 5 Paying Industries by Average Weekly Wage



Top 5 Largest Industries by Establishments (past 10 years)



Source:

Quarterly Census of Employment and Wages, Indiana Dept. of Workforce Development

For more information, contact:

Kim Stevenson
 Labor Analyst Manager
 (812) 250-9349

kstevenson@dwd.in.gov

