



# HOOSIERS BY THE NUMBERS

Your premier source for labor market information for Indiana.



## INDUSTRY SECTOR SNAPSHOT

Quarter 2 2021

### Economic Growth Region 10

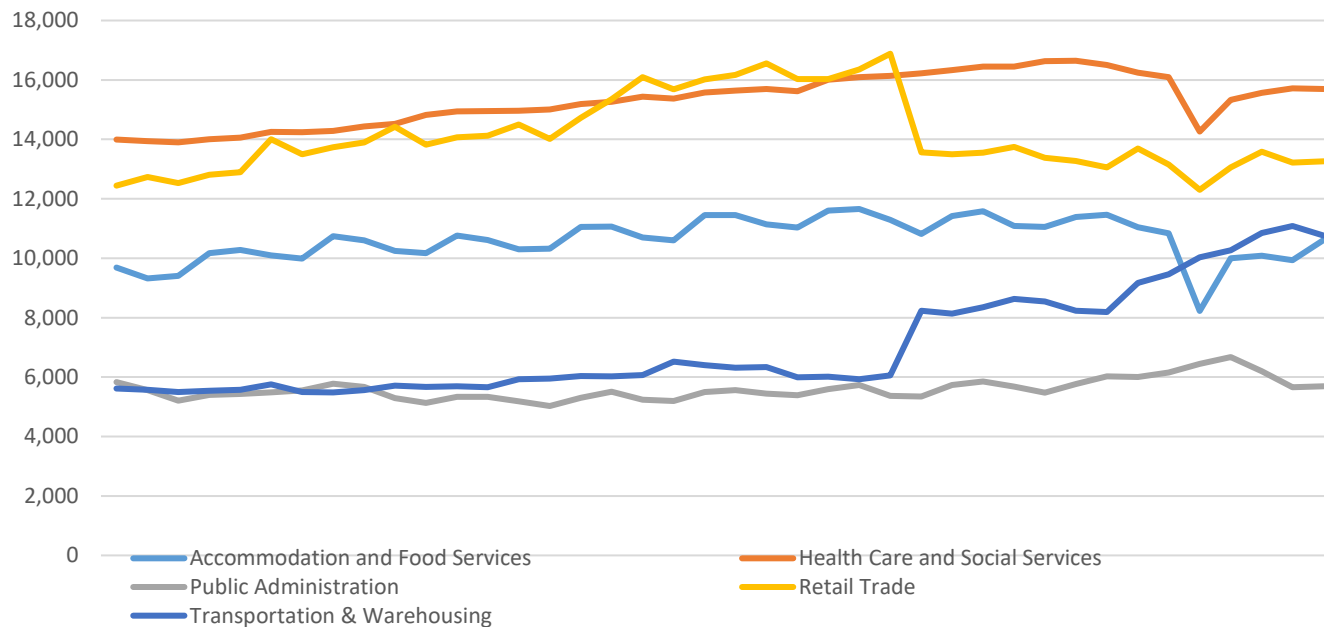
Clark, Crawford, Floyd, Harrison, Scott, and Washington Counties

Industry	Jobs	Previous Year	Establishments	Previous Year	Average Weekly Wage	Previous Year
<b>Total</b>	<b>109,801</b>	<b>↑ 9.90%</b>	<b>5,953</b>	<b>↑ 1.81%</b>	<b>\$856</b>	<b>↑ 4.39%</b>
Accommodation and Food Services	10,612	↑ 29.01%	529	↑ 7.52%	\$375	↑ 15.38%
Admin. & Support & Waste Mgt. & Rem. Services	4,926	↑ 18.81%	306	↓ -21.94%	\$874	↓ -1.02%
Agriculture, Forestry, Fishing and Hunting*	194	↑ 6.59%	57	↓ -1.72%	\$639	↓ -1.08%
Arts, Entertainment, and Recreation*	1,942	↑ 92.85%	76	↑ 7.04%	\$694	↑ 2.36%
Construction	5,463	↑ 6.74%	636	↑ 4.78%	\$1,002	↑ 0.80%
Educational Services*	7,056	↑ 1.02%	115	↑ 9.52%	\$807	↑ 7.60%
Finance and Insurance	3,386	↑ 1.74%	382	↑ 1.06%	\$1,195	↑ 7.17%
Health Care and Social Services	15,693	↑ 10.01%	642	↑ 1.58%	\$953	↑ 6.72%
Information*	586	↑ 4.09%	65	↑ 10.17%	\$865	↓ -2.26%
Management of Companies and Enterprises*	367	↑ 1.66%	30	↑ 3.45%	\$1,550	↑ 0.65%
Manufacturing*	18,693	↑ 12.26%	362	○ 0.00%	\$1,006	↑ 9.83%
Mining*	176	↓ -1.68%	16	↓ -15.79%	\$1,317	↑ 8.66%
Other Services (Except Public Administration)	2,514	↑ 14.79%	394	↑ 3.14%	\$696	↑ 6.58%
Professional, Scientific, and Technical Services	3,026	↑ 10.04%	508	↑ 7.17%	\$1,070	↑ 6.05%
Public Administration	5,692	↓ -11.71%	151	↓ -2.58%	\$870	↑ 1.99%
Real Estate and Rental and Leasing*	926	↓ -0.22%	266	↑ 4.72%	\$859	↑ 7.38%
Retail Trade	13,266	↑ 7.84%	794	↑ 0.89%	\$623	↑ 7.97%
Transportation & Warehousing	10,762	↑ 7.33%	280	↑ 6.06%	\$940	↓ -0.95%
Utilities*	434	↓ -2.47%	36	↑ 2.86%	\$1,640	↑ 11.04%
Wholesale Trade	3,028	↑ 9.08%	308	↑ 5.48%	\$1,089	↑ 1.40%

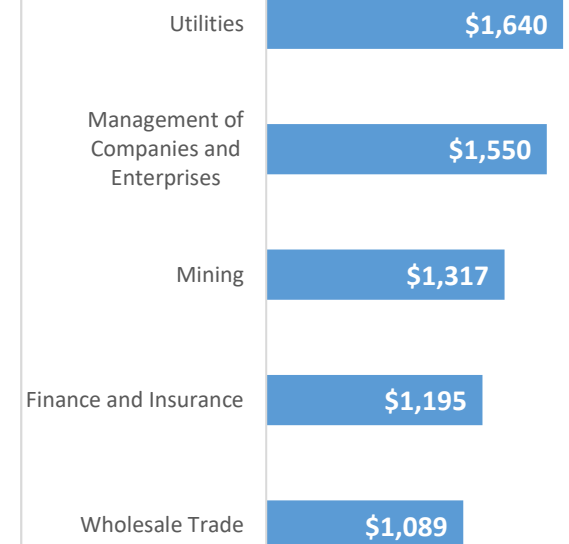
\* These industries exclude county data (jobs and wages) that are not available due to non-disclosure requirements.

D = This item is not available due to non-disclosure requirements.

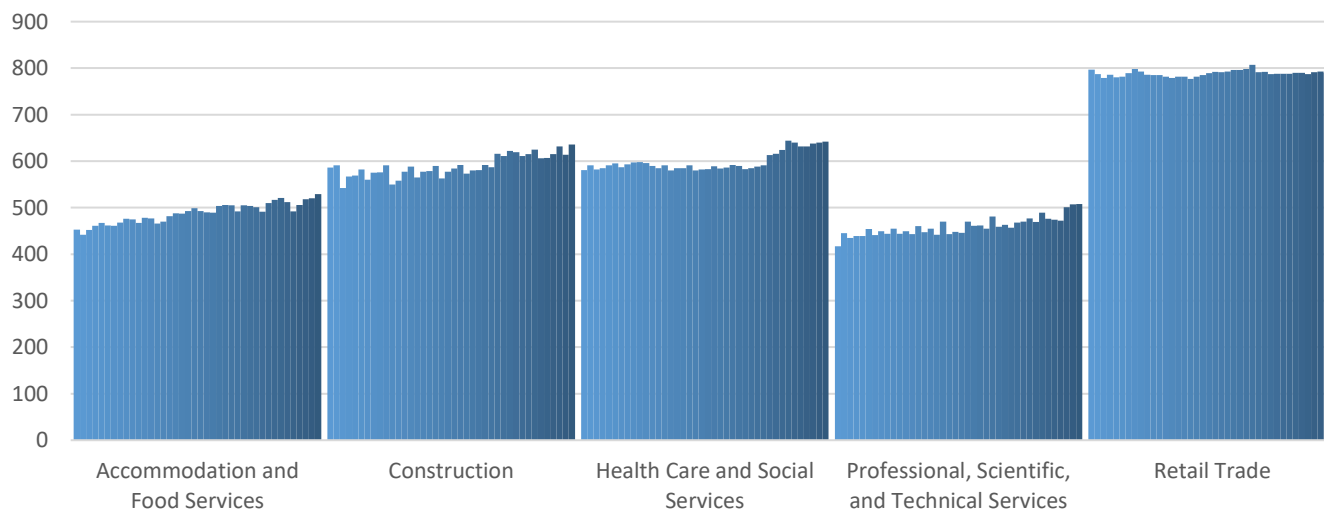
### Top 5 Largest Industries by Jobs (past 10 years)



### Top 5 Paying Industries by Average Weekly Wage



### Top 5 Largest Industries by Establishments (past 10 years)



Source:

*Quarterly Census of Employment and Wages,  
Indiana Dept. of Workforce Development*

For more information, contact:

**Jillian A Gregory**

Regional Workforce Analyst

812-537-2485

[jgregory@dwd.in.gov](mailto:jgregory@dwd.in.gov)



**INDIANA**  
DEPARTMENT OF  
**WORKFORCE**  
DEVELOPMENT