



HOOSIERS BY THE NUMBERS

Your premier source for labor market information for Indiana.



INDUSTRY SECTOR SNAPSHOT

Quarter 4 2020

Economic Growth Region 10

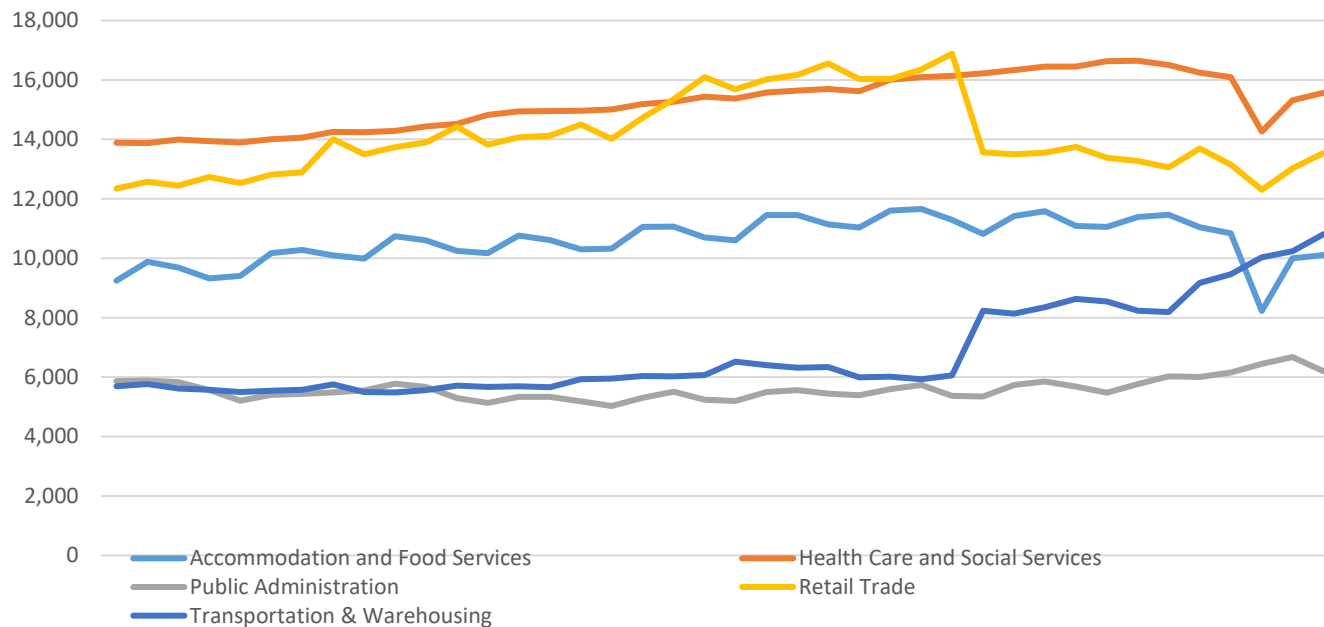
Clark, Crawford, Floyd, Harrison, Scott, and Washington Counties

Industry	Jobs	Previous Year	Establishments	Previous Year	Average Weekly Wage	Previous Year
Total	109,616	↓ -2.47%	5,861	↑ 0.03%	\$936	↑ 11.03%
Accommodation and Food Services	10,103	↓ -8.55%	514	↓ -1.34%	\$359	↑ 10.12%
Admin. & Support & Waste Mgt. & Rem. Services	4,926	↑ 1.05%	288	↑ 4.73%	\$938	↑ 19.19%
Agriculture, Forestry, Fishing and Hunting*	197	↑ 16.57%	56	○ 0.00%	\$676	↑ 7.13%
Arts, Entertainment, and Recreation*	657	↓ -20.75%	72	↓ -4.00%	\$331	↑ 9.60%
Construction	5,359	↓ -0.24%	631	↑ 0.96%	\$1,163	↑ 12.26%
Educational Services*	7,069	↓ -6.41%	110	↑ 3.77%	\$774	↑ 10.26%
Finance and Insurance	3,414	↑ 0.62%	380	↓ -2.56%	\$1,409	↑ 21.15%
Health Care and Social Services	15,567	↓ -4.19%	638	↓ -0.93%	\$1,057	↑ 13.78%
Information*	585	↓ -18.86%	64	↓ -1.54%	\$1,245	↑ 49.82%
Management of Companies and Enterprises*	335	↓ -14.54%	30	○ 0.00%	\$2,127	↑ 31.70%
Manufacturing*	18,841	↓ -7.61%	361	↑ 1.40%	\$1,191	↑ 11.41%
Mining*	168	↓ -12.50%	17	↓ -5.56%	\$1,326	↑ 12.47%
Other Services (Except Public Administration)	2,440	↓ -11.95%	386	↓ -3.98%	\$719	↑ 9.94%
Professional, Scientific, and Technical Services	2,950	↓ -2.61%	502	↑ 2.66%	\$1,160	↑ 6.42%
Public Administration	6,199	↑ 3.32%	156	↓ -3.11%	\$944	↑ 6.91%
Real Estate and Rental and Leasing*	1,042	↑ 0.97%	266	↓ -0.75%	\$971	↑ 15.18%
Retail Trade	13,545	↓ -1.04%	788	↓ -0.25%	\$607	↑ 14.31%
Transportation & Warehousing	10,809	↑ 17.82%	269	↑ 1.89%	\$924	↓ -6.85%
Utilities*	444	↑ 0.91%	35	○ 0.00%	\$1,660	↑ 8.57%
Wholesale Trade	2,922	↑ 7.11%	298	↑ 3.11%	\$1,346	↑ 16.23%

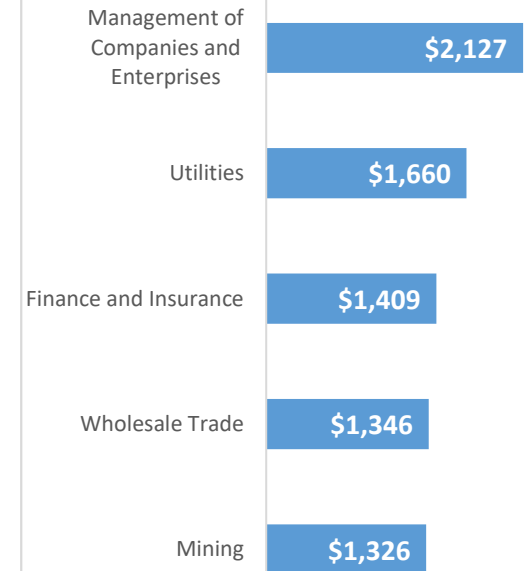
* These industries exclude county data (jobs and wages) that are not available due to non-disclosure requirements.

D = This item is not available due to non-disclosure requirements.

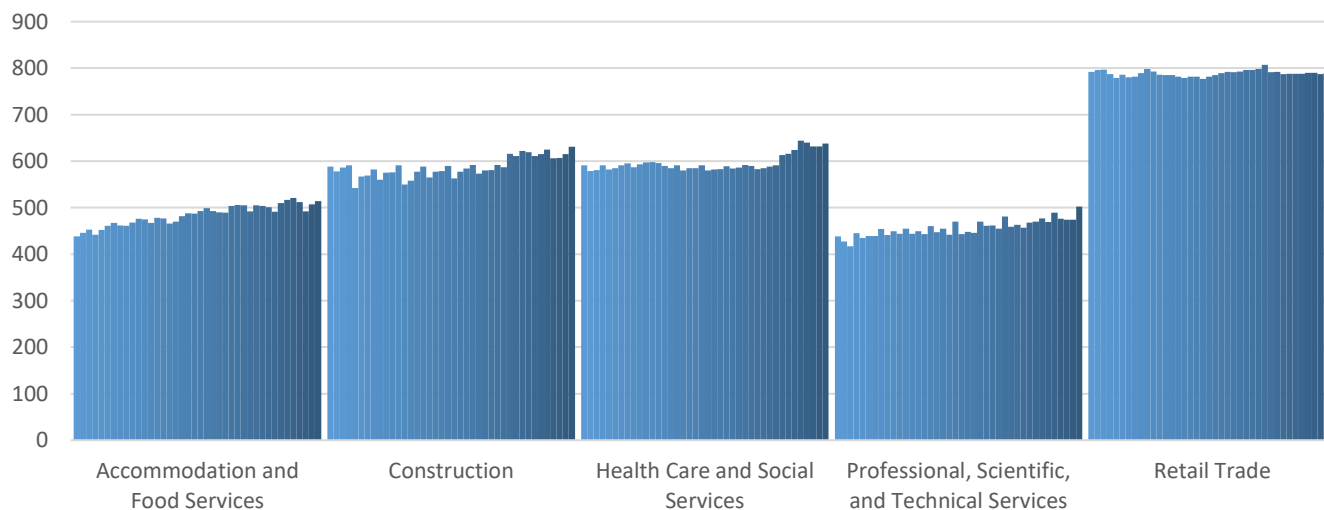
Top 5 Largest Industries by Jobs (past 10 years)



Top 5 Paying Industries by Average Weekly Wage



Top 5 Largest Industries by Establishments (past 10 years)



Source:

*Quarterly Census of Employment and Wages,
Indiana Dept. of Workforce Development*

For more information, contact:

Jillian A Gregory

Regional Workforce Analyst

812-537-2485

jgregory@dwd.in.gov



INDIANA
DEPARTMENT OF
WORKFORCE
DEVELOPMENT