



INDUSTRY SECTOR SNAPSHOT

Quarter 3 2019

Economic Growth Region 10

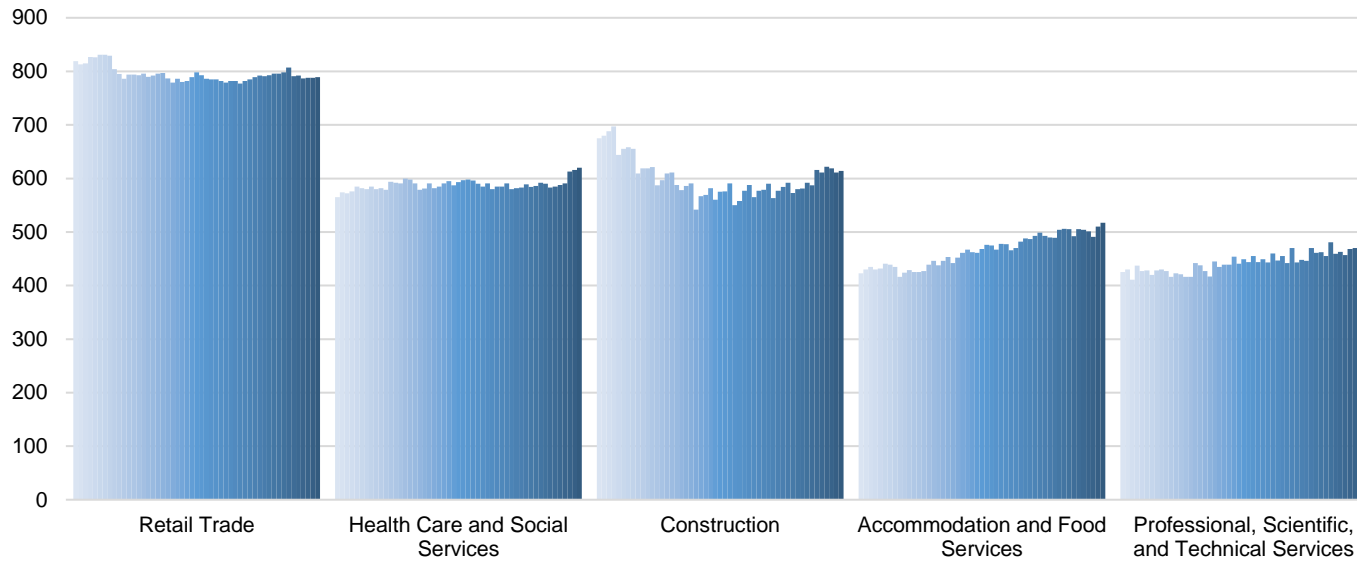
Clark, Crawford, Floyd, Harrison, Scott, and Washington Counties

Industry	Jobs	Previous Year	Establishments	Previous Year	Average Weekly Wage	Previous Year
Total	111,106	↓ -0.30%	5,742	↑ 1.27%	\$786	↑ 3.42%
Accommodation and Food Services	11,617	↑ 0.34%	517	↑ 2.58%	\$314	↑ 6.44%
Admin. & Support & Waste Mgt. & Rem. Services*	4,650	↓ -4.95%	271	↑ 2.65%	\$763	↑ 16.85%
Agriculture, Forestry, Fishing and Hunting*	207	↑ 28.57%	53	↓ -3.64%	\$507	↓ -10.11%
Arts, Entertainment, and Recreation*	945	↑ 1.83%	77	↑ 6.94%	\$263	↑ 3.54%
Construction	5,479	↓ -2.89%	614	↑ 0.49%	\$998	↑ 6.51%
Educational Services*	7,005	↓ -0.98%	107	↑ 2.88%	\$782	↑ 4.69%
Finance and Insurance	3,362	↑ 1.66%	385	↑ 1.05%	\$997	↓ -4.23%
Health Care and Social Services	16,495	↑ 0.29%	620	↑ 5.44%	\$846	↑ 2.55%
Information*	739	↓ -11.92%	63	↑ 1.61%	\$780	↑ 4.70%
Management of Companies and Enterprises*	409	↓ -3.08%	29	↓ -6.45%	\$1,343	↑ 11.27%
Manufacturing*	20,637	↑ 1.18%	354	● 0.00%	\$1,002	↑ 0.20%
Mining*	207	↑ 4.02%	18	↓ -5.26%	\$1,191	↑ 3.03%
Other Services (Except Public Administration)	2,739	↑ 6.74%	385	↑ 1.05%	\$627	↓ -5.00%
Professional, Scientific, and Technical Services*	2,957	↑ 13.21%	470	↑ 2.84%	\$970	↓ -2.12%
Public Administration	5,886	↑ 0.62%	158	↑ 1.94%	\$812	↑ 5.32%
Real Estate and Rental and Leasing*	1,036	↓ -2.81%	252	↑ 3.28%	\$726	↑ 6.30%
Retail Trade	13,070	↓ -3.58%	789	↓ -0.38%	\$516	↑ 5.52%
Transportation & Warehousing*	8,188	↓ -1.92%	259	↓ -3.36%	\$908	↑ 5.09%
Utilities*	447	↑ 7.19%	35	↑ 2.94%	\$1,623	↑ 7.63%
Wholesale Trade*	2,660	↑ 6.36%	286	↓ -2.39%	\$1,090	↑ 2.44%

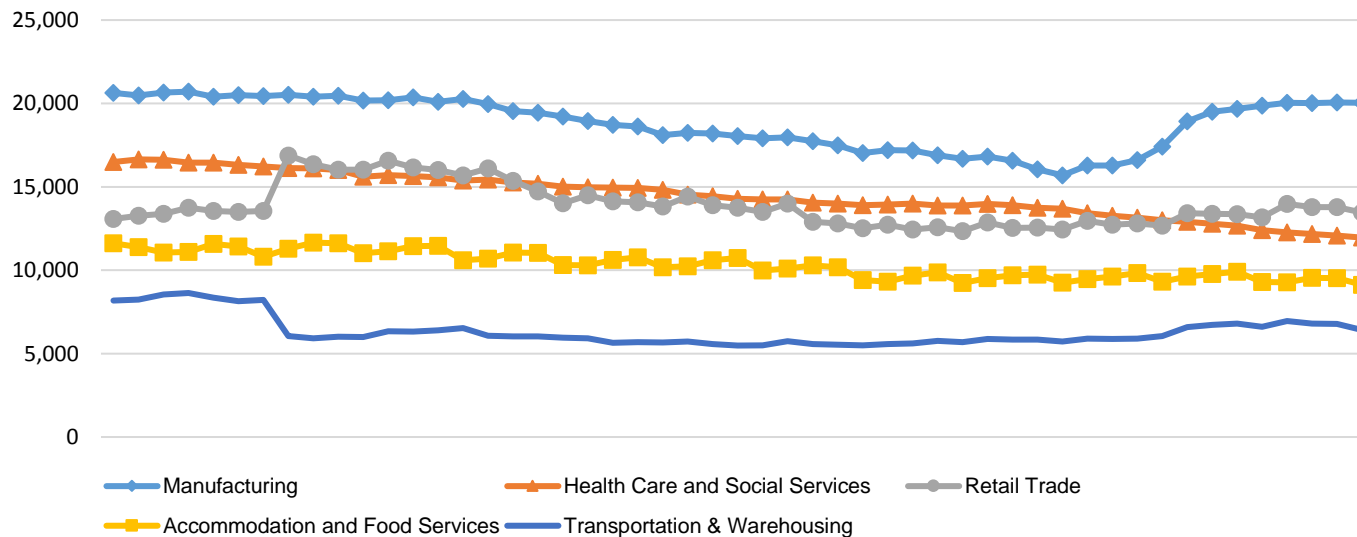
* These industries exclude county data (jobs and wages) that are not available due to non-disclosure requirements.

D = This item is not available due to non-disclosure requirements.

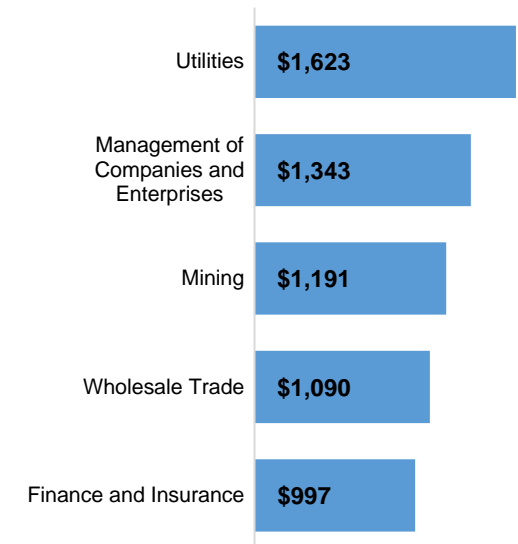
Historic Trend of Top 5 Largest Industries by Establishments
1Q 2007 - 3Q 2019



Historic Trend of Top 5 Largest Industries by Jobs
1Q 2007 - 3Q 2019



Top 5 Paying Industries by
Average Weekly Wage
3Q 2019



Source:

*Quarterly Census of Employment and Wages,
Indiana Dept. of Workforce Development*

For more information, contact:

Jillian Gregory
Regional Workforce Analyst
(812) 537-2485
jgregory@dwd.in.gov



INDIANA
DEPARTMENT OF
WORKFORCE
DEVELOPMENT