

## INDUSTRY SECTOR SNAPSHOT

### Economic Growth Region 1

Quarter 2 2023

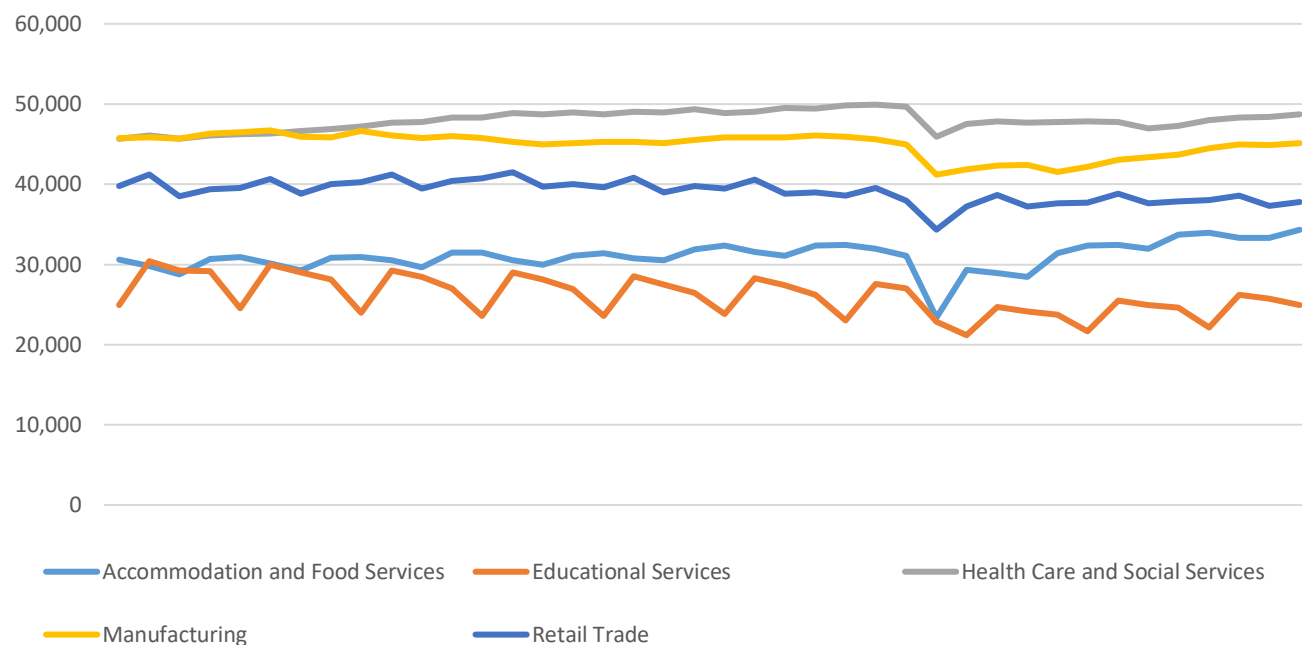
Jasper, Lake, LaPorte, Newton, Porter, Pulaski, and Starke Counties

Industry	Jobs	Previous Year	Establishments	Previous Year	Average Weekly Wage	Previous Year
<b>Total</b>	<b>319,521</b>	<b>↑ 2.57%</b>	<b>18,241</b>	<b>↑ 1.98%</b>	<b>\$1,047</b>	<b>↑ 2.15%</b>
Accommodation and Food Services	34,318	↑ 1.82%	1,730	↑ 0.17%	\$419	↑ 3.20%
Admin. & Support & Waste Mgt. & Rem. Services	15,668	↓ -0.21%	975	↑ 3.83%	\$842	↑ 1.94%
Agriculture, Forestry, Fishing and Hunting*	2,544	↑ 3.96%	195	↑ 5.41%	\$1,033	↑ 9.66%
Arts, Entertainment, and Recreation*	5,454	↑ 0.98%	226	↑ 0.89%	\$611	↑ 3.91%
Construction	19,957	↑ 0.45%	1,675	↑ 0.84%	\$1,470	↑ 5.53%
Educational Services*	24,936	↑ 1.32%	415	↑ 3.75%	\$875	↑ 2.34%
Finance and Insurance	7,118	↑ 1.85%	1,066	↑ 2.50%	\$1,313	↑ 2.10%
Health Care and Social Services	48,741	↑ 3.10%	1,926	↑ 4.56%	\$1,116	↑ 2.86%
Information	2,699	↑ 0.90%	202	↑ 4.66%	\$929	↑ 4.97%
Management of Companies and Enterprises*	2,854	↑ 6.85%	102	↑ 4.08%	\$1,775	↑ 5.59%
Manufacturing	45,120	↑ 3.21%	832	↑ 1.34%	\$1,629	↓ -2.16%
Mining*	D	D	15	↓ -6.25%	D	D
Other Services (Except Public Administration)	12,352	↑ 6.19%	1,547	↑ 1.11%	\$764	↑ 5.67%
Professional, Scientific, and Technical Services	12,356	↑ 20.34%	1,922	↑ 8.53%	\$1,208	↑ 2.03%
Public Administration	14,432	↑ 1.70%	187	↓ -18.70%	\$996	↑ 5.51%
Real Estate and Rental and Leasing*	3,041	↓ -1.84%	666	↓ -0.30%	\$979	↑ 5.72%
Retail Trade	37,749	↓ -0.30%	2,428	↓ -0.82%	\$648	↑ 0.62%
Transportation & Warehousing	15,414	↑ 4.02%	942	↓ -0.42%	\$1,122	↓ -0.80%
Utilities*	647	↓ -12.92%	86	↓ -4.44%	\$2,209	↑ 10.51%
Wholesale Trade	11,086	↑ 1.63%	1,104	↑ 4.94%	\$1,367	↑ 5.89%

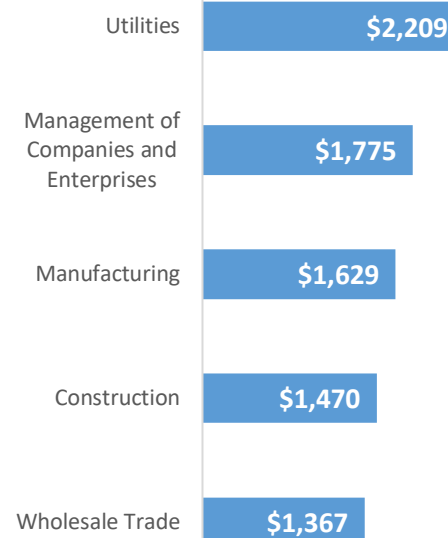
\* These industries exclude county data (jobs and wages) that are not available due to non-disclosure requirements.

D = This item is not available due to non-disclosure requirements.

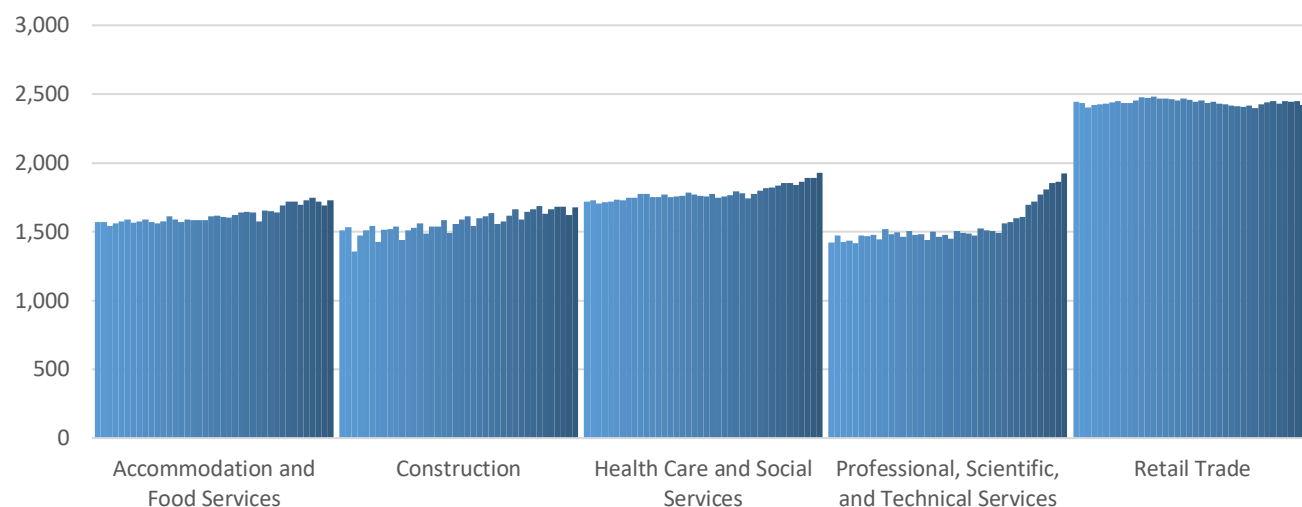
Top 5 Largest Industries by Jobs (past 10 years)



Top 5 Paying Industries by Average Weekly Wage



Top 5 Largest Industries by Establishments (past 10 years)



Source:

*Quarterly Census of Employment and Wages,  
Indiana Dept. of Workforce Development*

For more information, contact:

**Kathy Jaworski**

Regional Workforce Analyst

(219) 841-6347

[kjaworski@dwd.in.gov](mailto:kjaworski@dwd.in.gov)

